



# **Kankakee County Community Themes and Strengths Assessment Report**

**2015**

---

## Table of Contents

Introduction.....	3
Assessment Methodology .....	4
Executive Summary .....	5
Demographics of Participants .....	6
Summary of Top Issues.....	12
Summary of Survey Findings for Kankakee County.....	17
• Perceptions of Quality of Life .....	17
• Perceptions of the Environment .....	19
• Perceptions of Access to Resources .....	20
• Perceptions of Health Problems.....	27
• Perceptions of Safety and Violence.....	30
• Perceptions of Behaviors and Lifestyles.....	33
• Overall Perceptions .....	37
Conclusion .....	40

## Introduction

In 2014, the Kankakee County Partnership for a Healthy Community continued on a journey started in 2011 to use the Mobilizing for Action through Planning and Partnerships (MAPP) process to develop a Community Health Assessment and Community Health Improvement Plan. MAPP is a collaborative community-driven strategic planning framework that assists communities in developing and implementing efforts around the prioritization of public health issues and the identification of resources to address them as defined by the 10 Essential Public Health Services. The 2014-2015 Community Health Assessment is Kankakee County's second iteration of the MAPP process.

Within the MAPP process, there are four assessment tools. One of these assessment tools is the Community Themes and Strengths Assessment (CTSA).



MAPP Model, Achieving Healthier Communities MAPP User's Handbook  
[http://www.naccho.org/topics/infrastructure/MAPP\\_Handbook\\_fnl.pdf](http://www.naccho.org/topics/infrastructure/MAPP_Handbook_fnl.pdf)

The CTSA is conducted to form an understanding of community issues, concerns, and perceptions of quality of life across the county. The CTSA seeks to answer the questions:

- What is important to our community?
- How is quality of life perceived in our community?
- What assets do we have that can be used to improve community health?<sup>1</sup>

To answer these questions, the Kankakee County Partnership for a Healthy Community conducted a survey among Kankakee County residents.

<sup>1</sup> National Association for County and City Health Officials, 2015.

---

## Assessment Methodology

### Purpose

In 2015, the Kankakee County Partnership for a Healthy Community disseminated a survey to Kankakee County residents on a variety of health issues. These issues included quality of life, health status, health care, access to resources, social support, and economic opportunity. The responses to the survey provided the Kankakee County Partnership for a Healthy Community a better understanding of residents' perceptions on health and wellbeing in their communities, as well as identified limitations and barriers to health and wellness.

### Methodology

The Kankakee County Partnership for a Healthy Community developed a 45-question survey for Kankakee County residents. The survey included questions on the perceptions of various health and social issues within their homes, community, and county.

A total of 493 residents completed the survey online via Survey Monkey. Basic analysis and cross tabulation of the data was conducted to identify themes and strengths of the community.

### Data Limitations

While efforts were made for survey respondents to generally reflect Kankakee County residents, it is important to note that the sample is not a representative sample.

---

## Executive Summary: Key Findings Emerging from the Community Themes and Strengths Assessment

A total of 493 Kankakee residents participated in the survey. The majority of survey respondents were residents aged 18-25, women, single, and residents that identify as Caucasian/White. 64% of survey respondents resided in Kankakee County for 15 or more years. 56% of survey respondents went to college and the majority of respondents have an annual household income of less than \$10,000. 42% of participants use Medicaid as payment for health care, followed by 34% utilizing health insurance provided through their employer. 4% of survey respondents were uninsured.

In respondents' assessment of quality of life in Kankakee County, 72% rated the county as good, very good, or excellent and 28% rated the county as fair or poor. There were 59% of survey respondents that perceived Kankakee County as good, very good, or excellent place to grow old and raise their children. In regards to the quality of the environment in Kankakee County, 69% of survey respondents reported it as good, very good or excellent and 31% reported the overall quality of the environment as fair or poor. The majority of participating residents rated their environment as sometimes, most of the time, or always clean (89%) and family-friendly (88%).

When considering access to resources, 73% of survey respondents reported the quality of the healthcare system in Kankakee County as good, very good, or excellent. 27% of survey respondents reported it as fair or poor. 89% of survey respondents believe that they are always, most of the time, or sometimes able to get or pay for healthcare in Kankakee County. The majority of participants rated sometimes, most of the time, or always for having the ability to buy food (95%), get or pay for immunizations/vaccinations (91%), and get to parks or participate in recreation (93%) in Kankakee County. 87% of survey respondents reported access to affordable housing as sometimes, most of the time, or always in Kankakee County. For access to arts and cultural events in Kankakee County, 81% of survey participants responded sometimes, most of the time, or always and 19% responded rarely or never. Over half of survey respondents reported sometimes, most of the time, or always for access to good jobs and a healthy economy (74%) and access to good schools (86%) in Kankakee County. The top 5 sources of information on health related issues and resources in Kankakee County were as follows: the doctor (67%), the Internet (54%), family (48%), the newspaper (44%), and the hospital (41%).

Perceptions of mental health problems revealed that the majority of participants rated depression and anxiety disorder (88%) and suicide (90%) as a small problem or not a problem within their homes. At home, the majority of survey respondents also rated dementia/Alzheimer's Disease (89%) and other mental health problems (88%), such as schizophrenia and Bipolar Disorder, as a small problem or not a problem. Alternatively, only 27% of survey respondents reported depression and anxiety disorder as a small problem or not a problem in Kankakee County. 44% of the survey respondents reported depression and anxiety disorder in Kankakee County as somewhat or large problem, while 28% were unsure. About a

third of participants reported suicide (32%), dementia/Alzheimer’s Disease (31%), and other mental health problems (34%) as somewhat or large problem.

As a prominent emerging theme, 51% of survey respondents rated community safety as good, very good, or excellent, while 49% perceive community safety as fair or poor. A majority of participants reported safe living in Kankakee County as sometimes, most of the time, or always (81%). Over half of survey respondents rated domestic violence (58%), youth violence (65%), other violence (61%), such as homicide and assault, as somewhat or large problem in Kankakee County.

When considering the practice of healthy behaviors and lifestyles, a majority of survey respondents reported sometimes, most of the time, or always practicing healthy behaviors and lifestyles at home (96%) and in Kankakee County (87%). 84% of survey respondents reported racial and ethnic diversity in Kankakee County as being sometimes, most of the time, or always important. The importance of religious or spiritual values was rated sometimes, most of the time, or always important in Kankakee County by 90% of survey respondents. A majority of survey respondents reported drug abuse (90%), underage drinking (90%), and excessive drinking (92%) as a small problem or not a problem within their homes. Alternatively, the majority of survey respondents rated drug abuse (73%), underage drinking (63%), and excessive drinking (59%) as somewhat or large problem in Kankakee County.

## Demographic Characteristics of Survey Respondents

### Survey Respondents vs. Kankakee County Residents

The survey sample is not representative of all Kankakee County residents, but does provide a similar sample in some categories within age, race/ethnicity, and educational attainment. Survey respondents were mostly women (86%), yet almost half of Kankakee County residents are men (49%). The survey sample also had a greater percentage of young adults between the ages of 18-25 (28%) as compared to the 10% of young adults between the ages of 18-24 living in Kankakee County. The survey sample had a greater percentage of residents 65+ (24%) as compared to 13% from the county census. About half of the survey participants were Caucasian (55%) and 33% were African American, but a majority of the county residents are Caucasian (79%) with only 15% African American residents. Furthermore, in terms of highest educational attainment, the survey sample had only 35% of participants that had a HS Diploma/GED with 28% having a college degree, whereas Kankakee County census reveals that 86% of residents attained a HS Diploma/GED with only 17% having a college degree.

	Survey Sample	County Census
<b>Gender</b>	Men: 14.0%	Men: 49.0%
	Women: 86.0%	Women: 50.9%

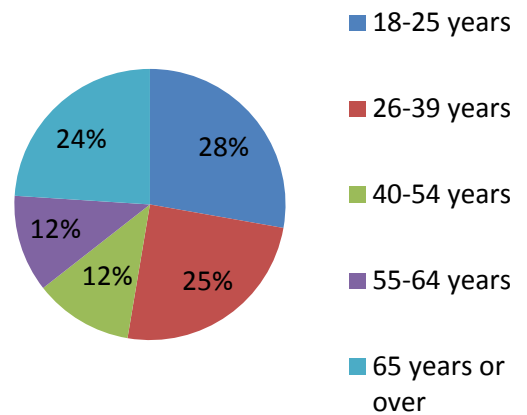
<b>Age*</b>	18-25: 27.8% 26-39: 24.9% 40-54: 11.8% 55-64: 11.6% 65+: 24.0%	18-24: 10.3% 25-34: 12.4% 35-44: 12.6% 45-54: 14.1% 55-64: 11.9% 65+: 13.4%
<b>Race/Ethnicity</b>	Caucasian: 55.0% African American: 33.0% Hispanic: 10.0%	Caucasian: 79.3% African American: 14.9% Hispanic: 8.9%
<b>Educational Attainment</b>	Less than HS: 9.0% HS Diploma/GED: 35.0% Some College: 28.0% College Degree+: 28.0%	Less than HS: 14.4% HS Diploma/GED: 85.6% Some College: 25.9% College Degree+: 17.1%

## Survey Respondents

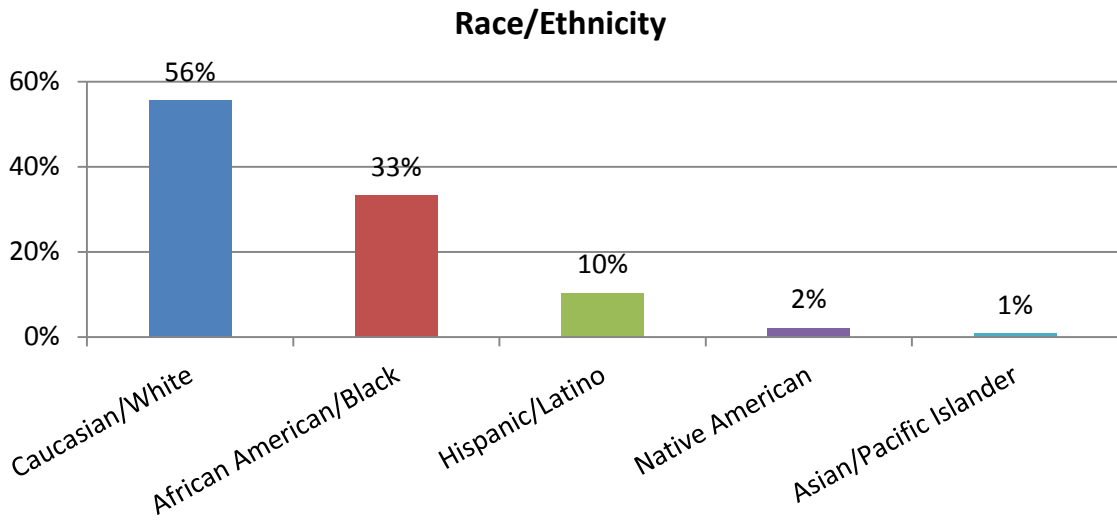
Out of the 493 survey respondents, 86% were female and 14% were male. There was an age range from 18 to 64 years old, with the majority of participants under the age of 39 (53%). 23% of survey respondents were between the ages of 40 and 64, and 24% were 65 years of age or older.

Almost all of the participants identified English as their primary language spoken at home (95%). About 5% of the participants identified Spanish as their primary language spoken at home.

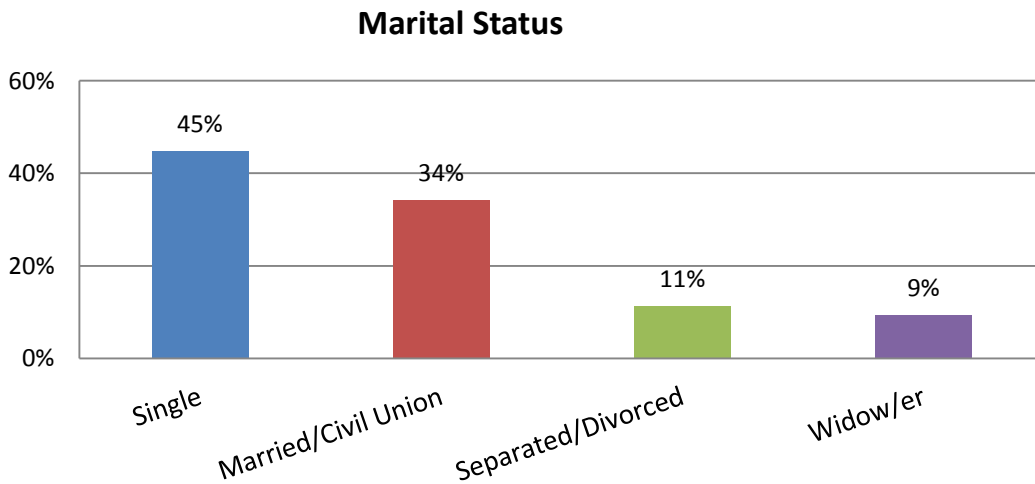
## Age Range



The majority of survey respondents were Caucasian/White (56%), followed by African American/Black (33%) and Hispanic/Latino (10%).

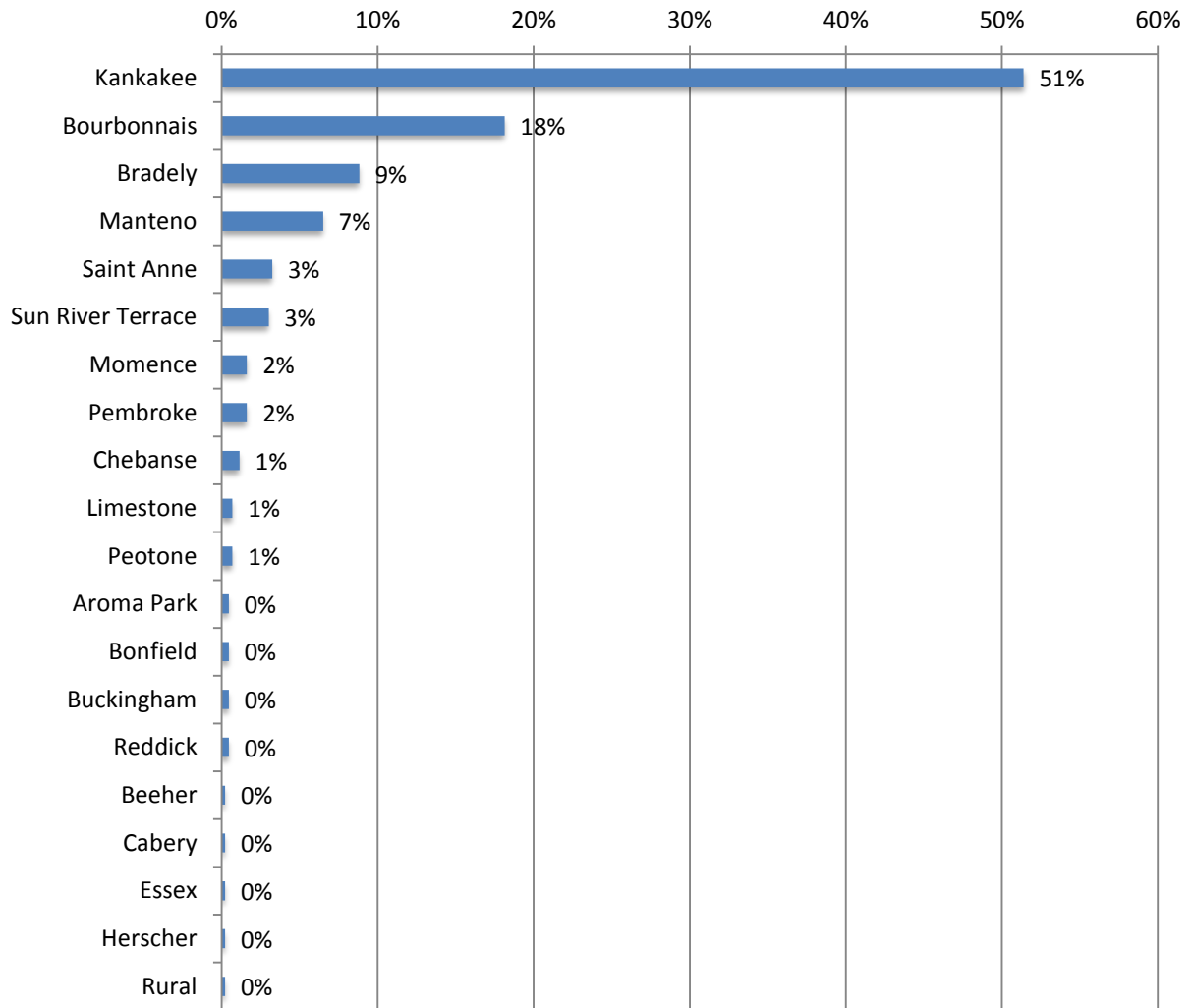


Most of the survey respondents were single (45%). There were 34% of participants that were married or had a civil union. About 11% of survey respondents were separated or divorced and 9% were widowed.





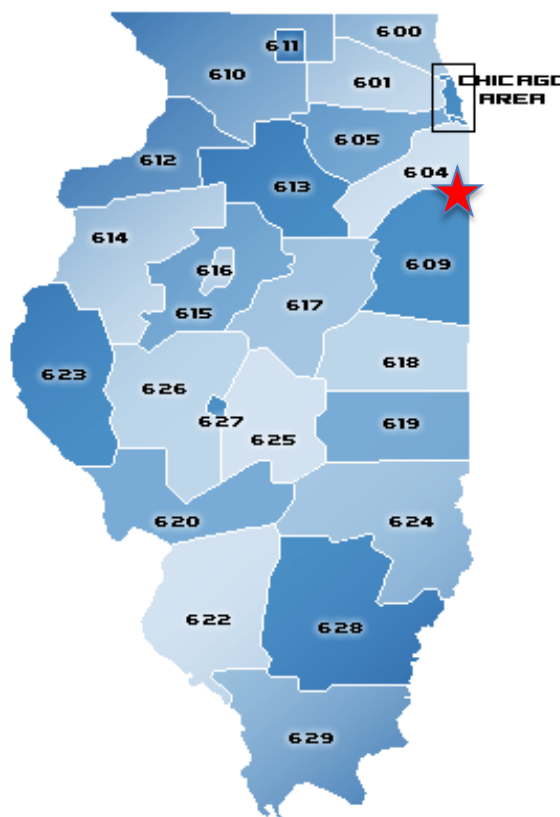
### City/Town of Residency (N=430)



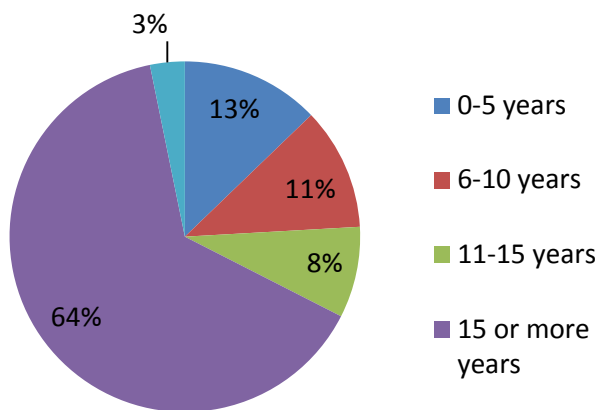
The majority of survey respondents resided in Kankakee (51%), yet many also lived in Bourbonnais (18%), Bradley (9%), Manteno (7%), Saint Anne (3%), and Sun River Terrace (3%). A handful of survey respondents lived in Momence (2%), Pembroke (2%), Chebanse (1%), Limestone (1%), and Peotone (1%).

Almost all of the survey respondents lived in the 609\*\* zip code area, with the majority living in the 60901 zip code area (226). A few participants lived north of Kankakee, in the 604\*\* zip code area and one participant lived in the 90910 zip code area. (The red star on the map denotes Kankakee County).

Zip Code	Count
60901	226
60914	78
60915	38
60950	26
60964	24
60954	8
60958	6
60922	5
60913	3
60961	2
60917	2
60468	2
90910	1
60944	1
60941	1
60935	1
60919	1
60418	1
60401	1



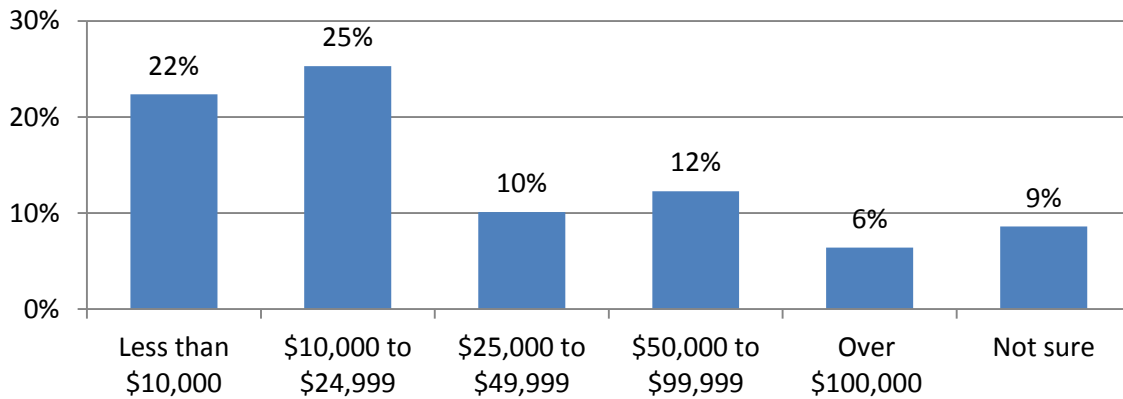
### Years of Residency in Kankakee County



The majority of survey respondents lived in Kankakee County for 15 or more years (64%). About 8% lived in Kankakee County for 11-15 years, 11% for 6-10 years, and 13% for 0-5 years. Only 3% of participants responded “N/A” to this survey question.

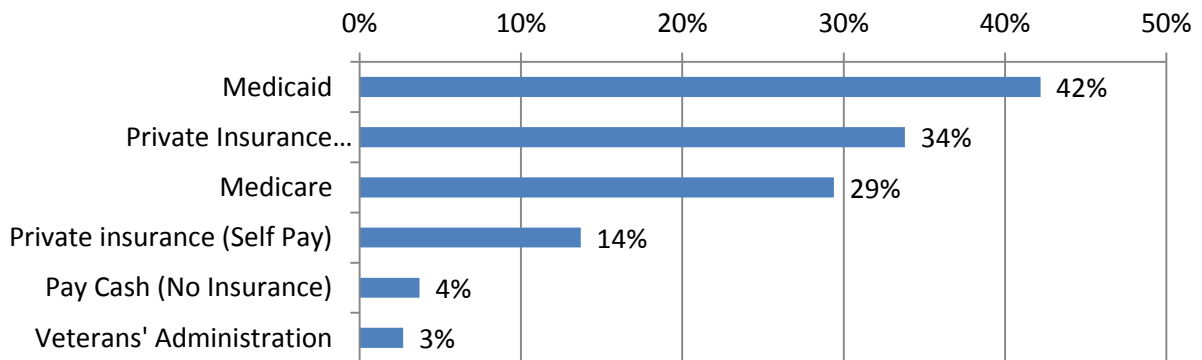
In terms of educational attainment, 28% of survey respondents acquired a college degree or higher and 28% attended some college. 35% of survey participants had a High School Diploma or GED and 9% had an educational level less than high school.

### Annual Household Income



Almost half of the survey respondents had an annual household income of less than \$25,000 (48%). About 23% of participants had an annual household income between \$25,000 and \$100,000 and only 6% of participants had an annual household income above \$100,000. There were about 9% of survey respondents unsure about their annual household income.

### Health Insurance



In terms of health insurance, most of the survey respondents utilize Medicaid (42%), Private Insurance (Employer) (34%), and Medicare (29%). About 14% of participants use Private Insurance (Self Pay), 4% do not have insurance, and 3% use the Veterans' Administration.

## Summary of Top Issues

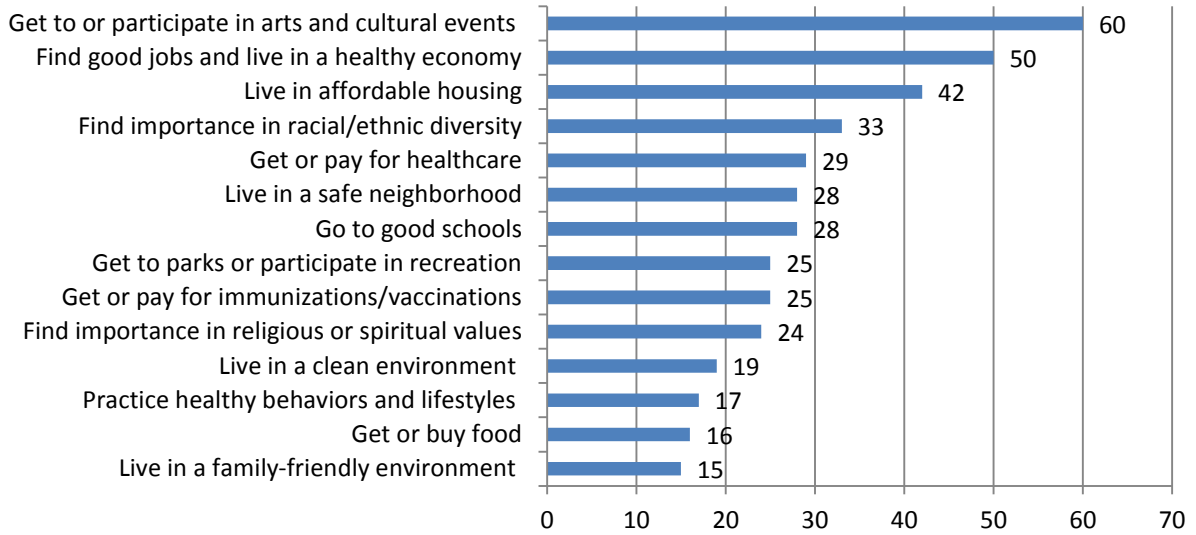
### Summary of Top Social Issues

The survey covered the following social issues: the ability to find good jobs/healthy economy, live in a safe neighborhood, participate in arts and cultural events, find importance in racial/ethnic diversity, practice healthy behaviors and lifestyles, and live in affordable housing. As well as the ability to go to good schools, live in a family-friendly environment, live in a clean environment, find importance in religious or spiritual values, and access to healthcare, immunizations/vaccinations, parks/recreation, and food.

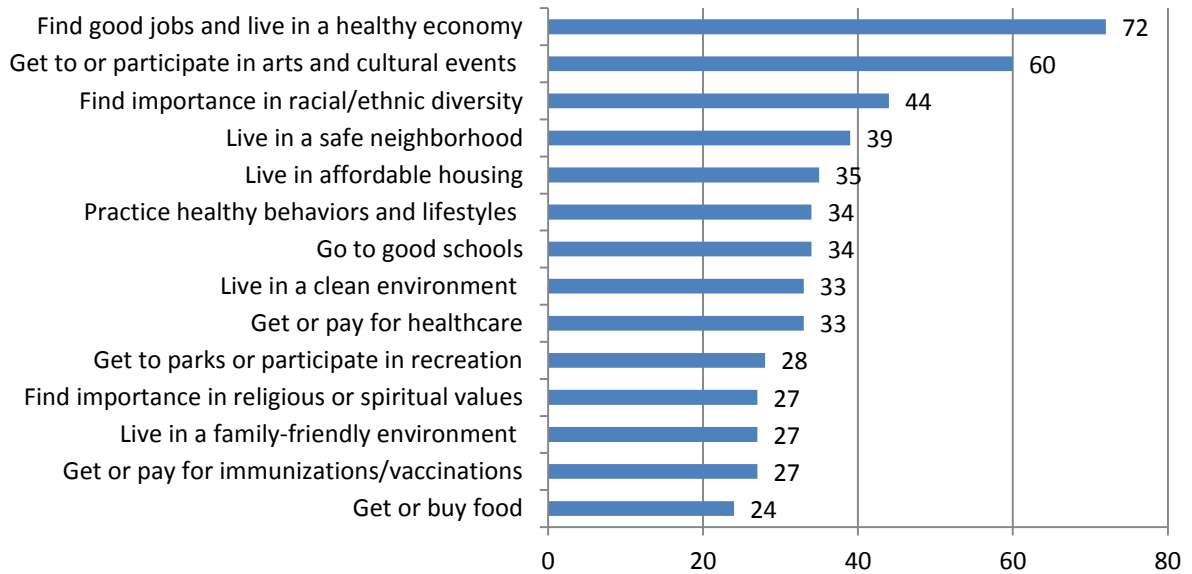
Of those social issues, survey respondents identified the following as top concerns:

<b>At Home</b>	<b>In my Community/Neighborhood</b>	<b>In Kankakee County</b>
1. Access to arts/cultural events	1. Finding good jobs/healthy economy	1. Finding good jobs/healthy economy
2. Finding good jobs/healthy economy	2. Access to arts/cultural events	2. Safety
3. Affordable housing	3. Racial/ethnic diversity	3. Access to arts/cultural events
4. Racial/ethnic diversity	4. Safety	4. Racial/ethnic diversity
5. Healthcare payment	5. Affordable housing	5. Healthy behaviors/lifestyle

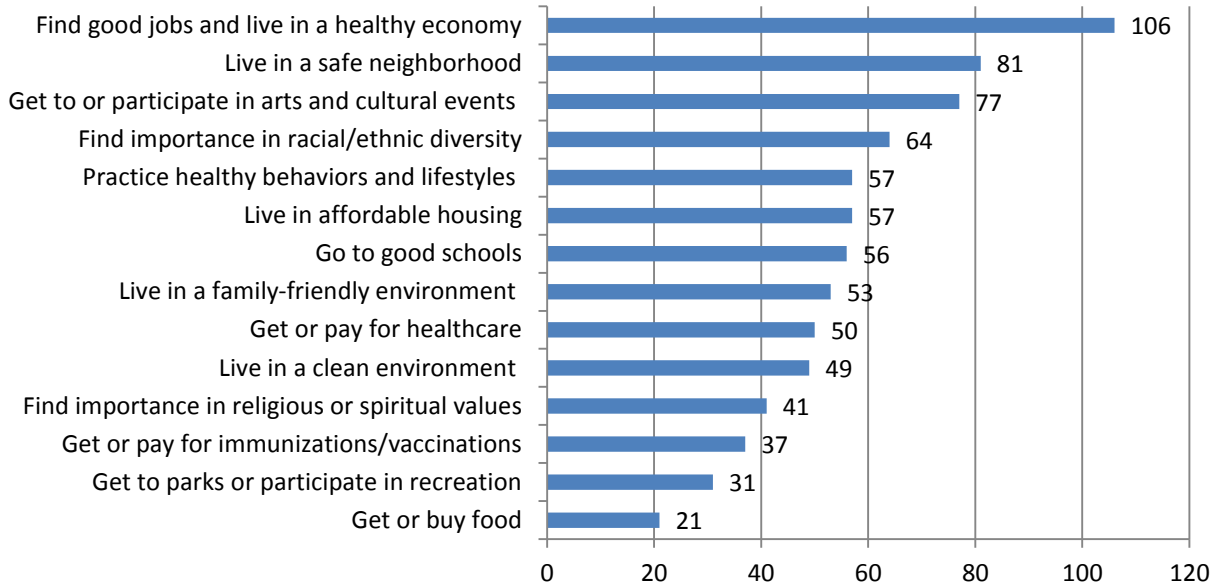
**At Home, Residents are "Rarely" or "Never" able to...**



**In the Neighborhood/Community, Residents are "Rarely" or "Never" able to...**



### In Kankakee County, Residents are "Rarely" or "Never" able to...



Of the social issues presented in the survey, the ability to find a good job and live in a healthy economy was a top concern for the neighborhood/community and Kankakee County. Finding a good job and living in a healthy economy rated second as a top concern at home. The ability to participate in arts and cultural events rated first as rarely or never occurring at home, also being a top concern in the neighborhood/community and Kankakee County. Other top issues at all levels were living in a safe neighborhood, affordable housing, racial/ethnic diversity, and limited access to good schools. The ability to practice healthy behaviors and lifestyles was also a top concern in the neighborhood/community and Kankakee County. The ability to get or pay for healthcare was one of the top issues at home.

### Summary of Top Health Issues

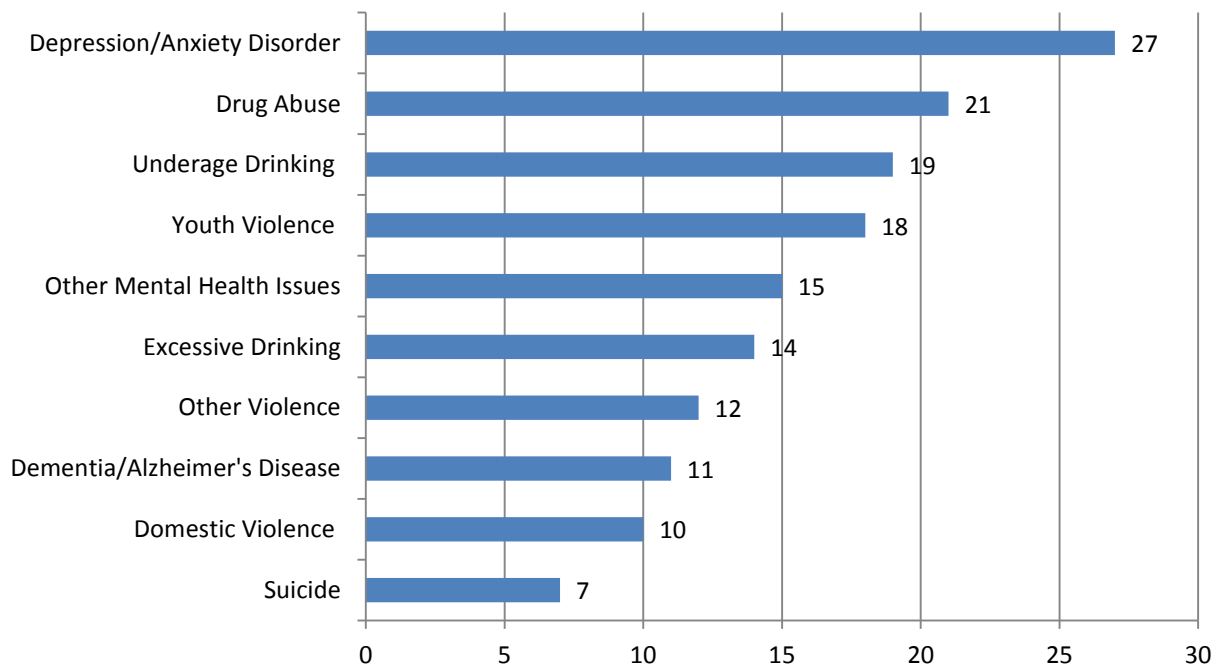
The Partnership chose to include the following set of health issues in the survey: drug abuse, youth violence, underage drinking, other violence, excessive drinking, dementia/Alzheimer’s Disease, suicide, depression/anxiety disorder, other mental health issues, and domestic violence. These health issues were chosen in order to gather focused perspectives from community members.

Of the above set of health issues, survey respondents identified the following as top concerns:

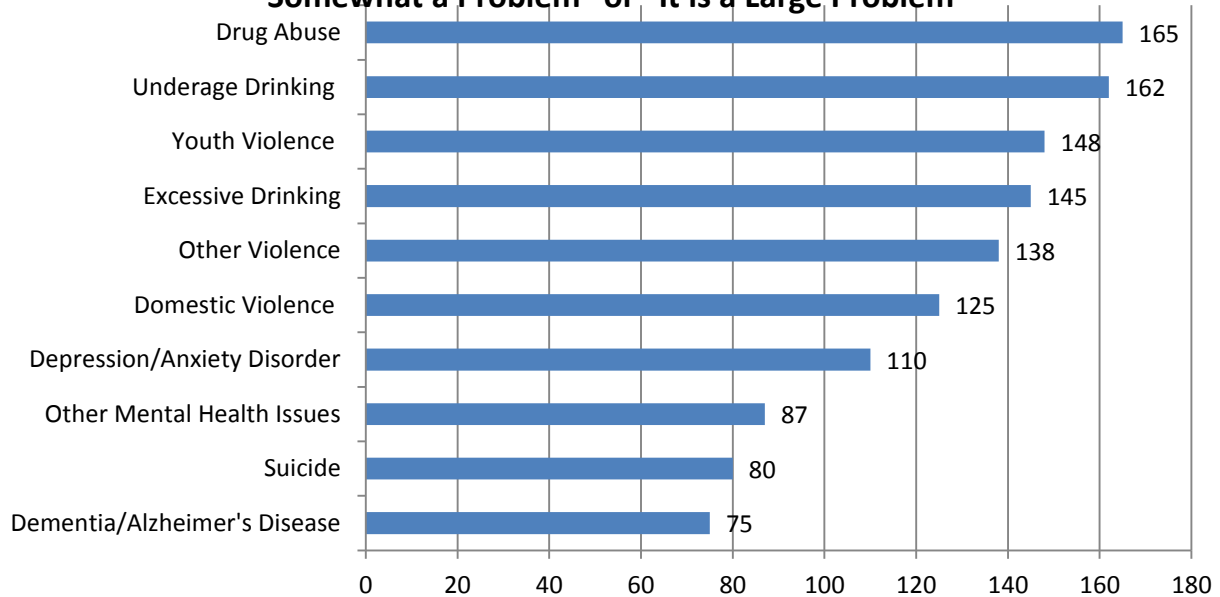
At Home	In my Neighborhood/Community	In Kankakee County
1. Depression/Anxiety Disorder	1. Drug Abuse	1. Drug Abuse

2. Drug Abuse	2. Underage Drinking	2. Youth Violence
3. Underage Drinking	3. Youth Violence	3. Underage Drinking
4. Youth Violence	4. Excessive Drinking	4. Other Violence
5. Other Mental Health Issues	5. Other Violence	5. Excessive Drinking

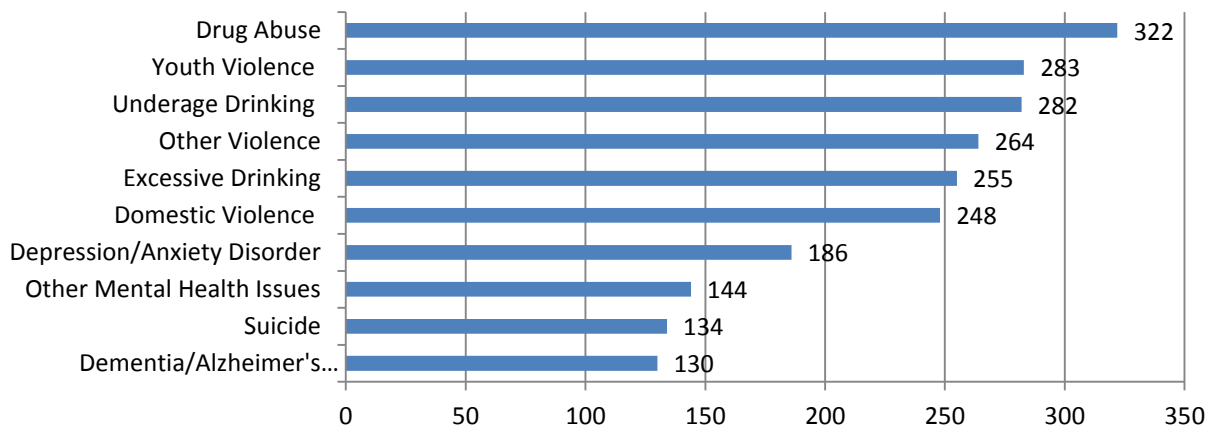
**At Home, Residents Rated Issues as "It is Somewhat a Problem" or "It is a Large Problem"**



**In the Neighborhood/Community, Residents Rated Issues as "It is Somewhat a Problem" or "It is a Large Problem"**



**In Kankakee County, Residents Rated Issues as "It is Somewhat a Problem" or "It is a Large Problem"**



Of the health issues presented in the survey, drug abuse was a top concern in the neighborhood/community and in Kankakee County. Depression/Anxiety Disorder was a top concern in the home, with drug abuse ranking second. Other top health issues of concern were youth violence, underage drinking, and excessive drinking at all levels. Other forms of violence, such as homicide and assault, were also a top concern in the neighborhood/community and in Kankakee County. Other mental health issues, such as schizophrenia and Bipolar Disorder, were also a top issue at the home level.



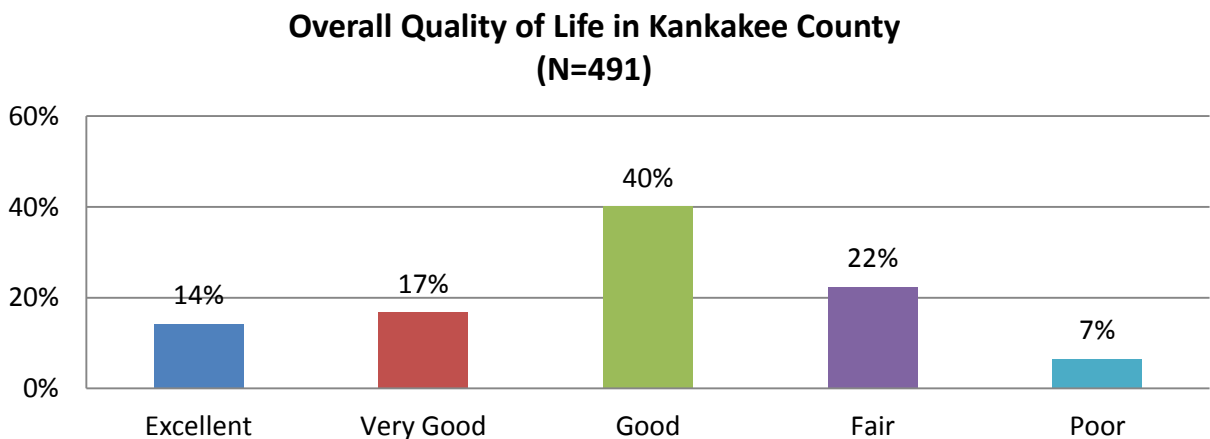
## Overarching Themes

- Access to Resources: finding good jobs and a healthy economy, access to arts and cultural events, affordable housing
- Creating importance in racial and ethnic diversity
- Substance Abuse: drug abuse, underage drinking, excessive drinking
- Safety and Violence: youth violence, other violence

Of the 56 survey respondents that left comments to their survey ratings, 25% indicated safety and violence as a greatest concern. Many survey respondents were also concerned about the limited access to resources, such as activities for children and seniors, and the poor environment, such as bad air and water quality. In Kankakee County, a majority of survey respondents reported always or most of the time to accessing health services (85%), having social support (77%), having enough money for necessities (73%), and having a sense of responsibility to improve the health of their community (64%). On the other hand, a larger proportion of survey respondents reported rarely or never for access to jobs (40%), working together in the community (21%), and community pride (12%) in Kankakee County.

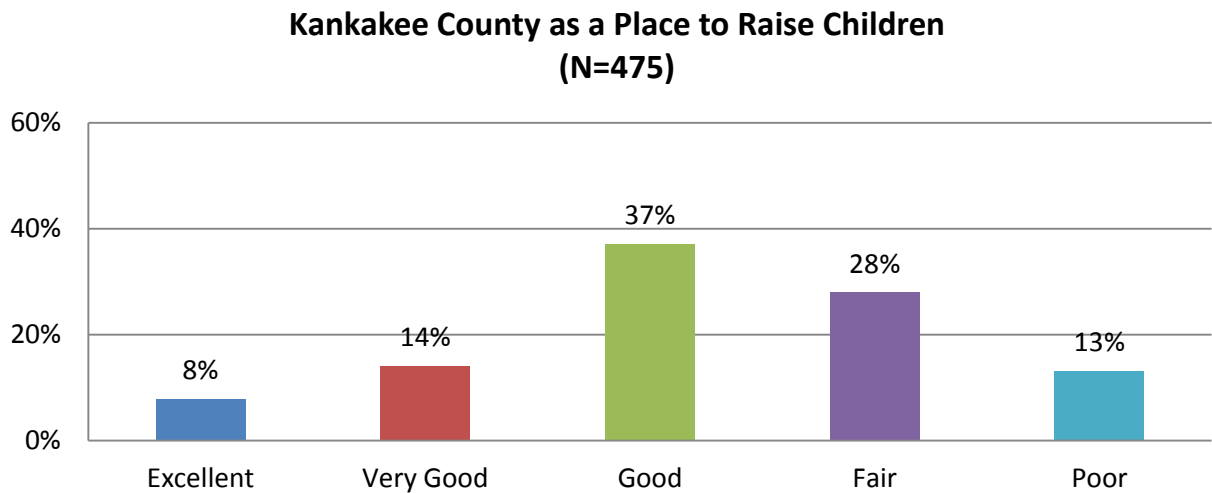
## Perceptions of Quality of Life in Kankakee County

### Overall Quality of Life in Kankakee County



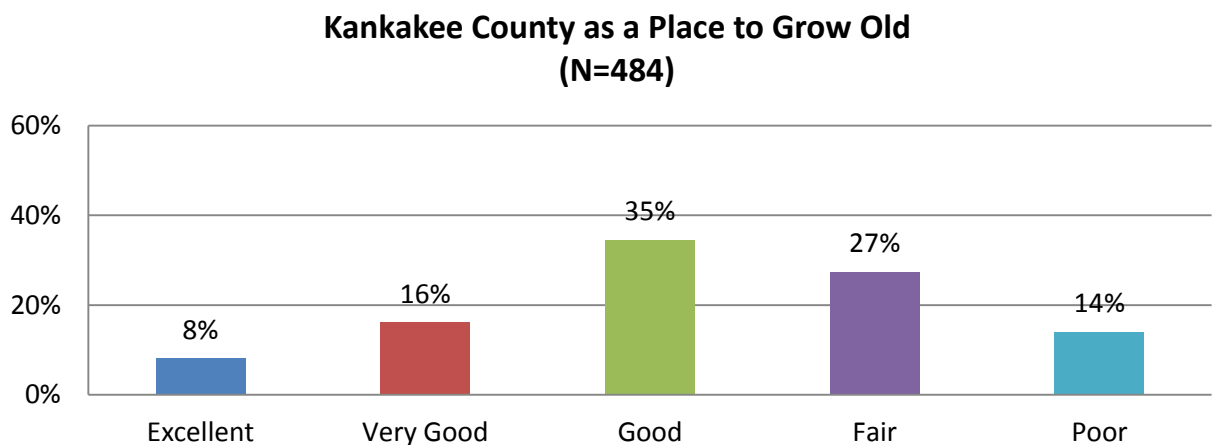
When considering overall quality of life in Kankakee County, including safety, well-being, and community participation, 72% of survey respondents rated quality of life in Kankakee County as good, very good, or excellent. 22% of survey respondents rated quality of life as fair, and 6% rated it as poor.

## Kankakee County as a Place to Raise Children



When asked the question, “How would you rate Kankakee County as a place to raise your children?” 59% of survey respondents reported that Kankakee County as a good, very good, or excellent place to raise their children. 28% perceived Kankakee County as a fair place to raise children and 13% perceived the community as a poor place to raise their children.

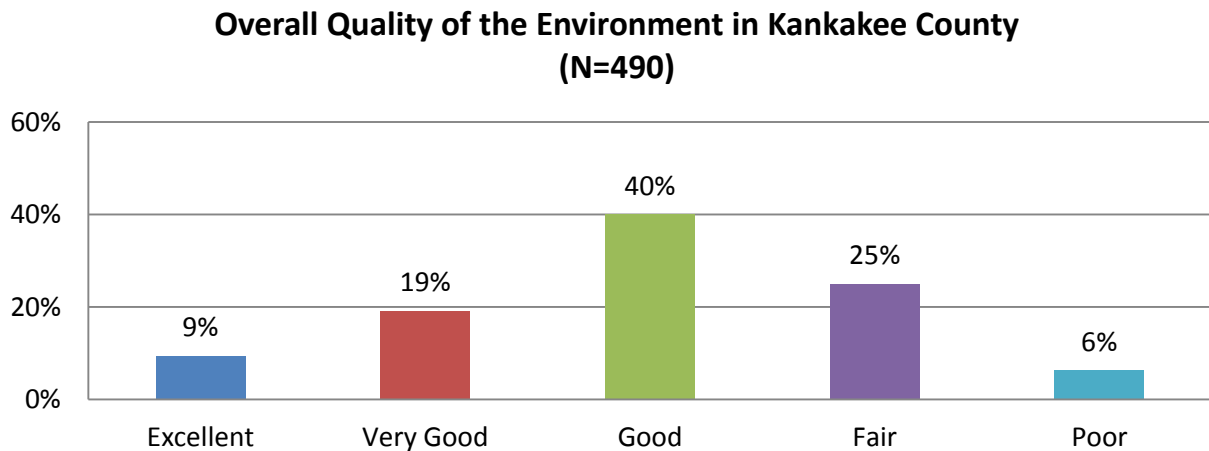
## Kankakee County as a Place to Grow Old



When asked to rate Kankakee County as a place to grow old, 59% of survey respondents reported the county as a good, very good, or excellent place to grow old. 27% respondents perceive the county as a fair place to grow old and 14% rated is as poor.

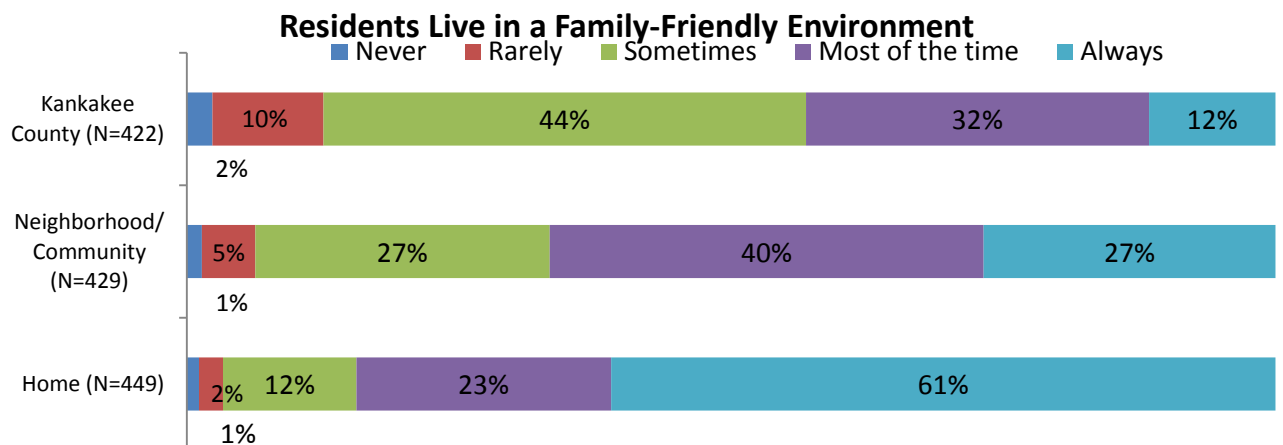
## Perceptions of the Environment in Kankakee County

### Overall Quality of the Environment



When questioned about the overall quality of the environment in Kankakee County, 40% of survey respondents reported it as good, while 28% reported it as very good or excellent. 25.1% of survey respondents reported the overall quality of the environment in Kankakee County as fair, and 6.3% reported it as poor.

### Family-Friendly Environment

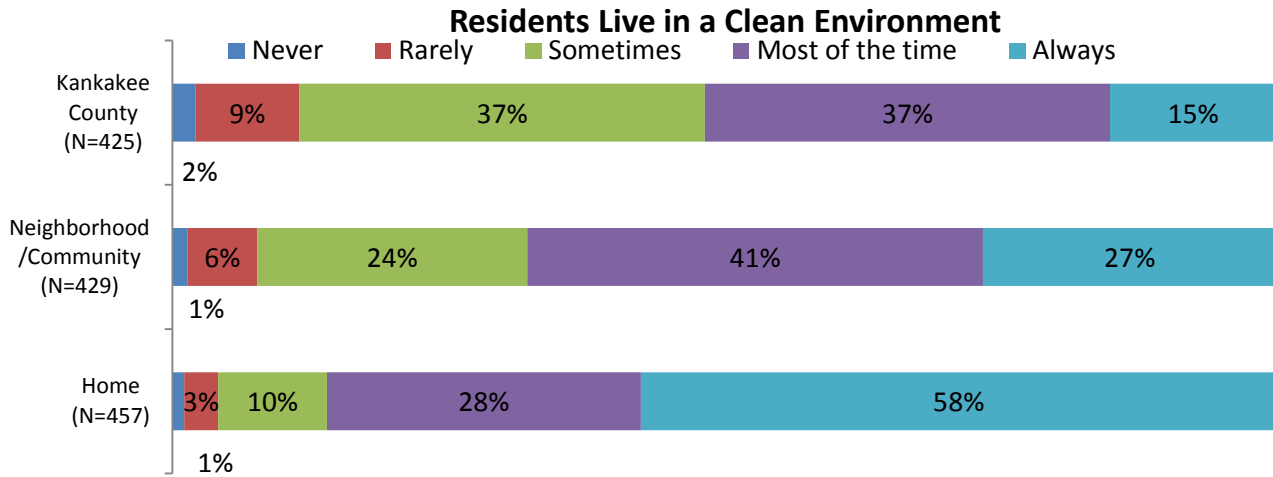


When asked about living in a family-friendly environment, the majority of survey respondents rated it as always at home (61%). 35% of survey respondents rated a family-friendly environment at home as sometimes or most of the time and only 3% rated it as rarely or never. For living in a family-friendly environment in the neighborhood/community, 94% of survey respondent rated it as sometimes, most of the time, or always, while 6% rated it as rarely or never. Only 12% of survey respondents rated a family-

friendly environment in Kankakee County as always, while 76% rated it as sometimes or most of the time, and 12% rated it as rarely or never.

## Clean Environment

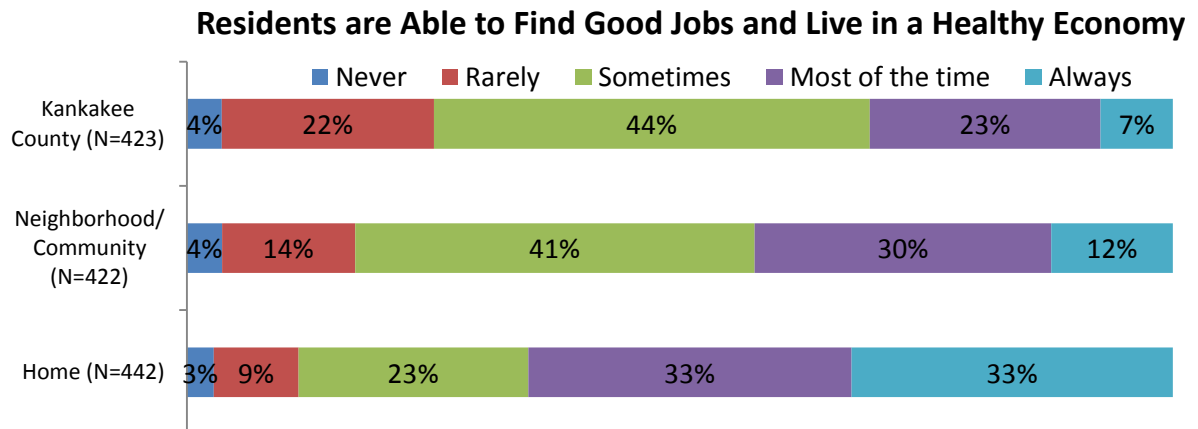
In terms of living in a clean environment, 58% of survey respondents rated it as always while 38% rated it



as sometimes or most of the time. Only 4% of survey respondents reported the cleanliness of the home environment as rarely or never. For a clean environment in the neighborhood/community, 92% of survey respondents reported it as sometimes, most of the time, or always, while 7% reported it as rarely or never. Similarly, the majority of survey respondents rated the clean environment of Kankakee County as sometimes, most of the time, or always (89%). 11% of survey respondents perceive the clean environment of Kankakee County as rarely or never.

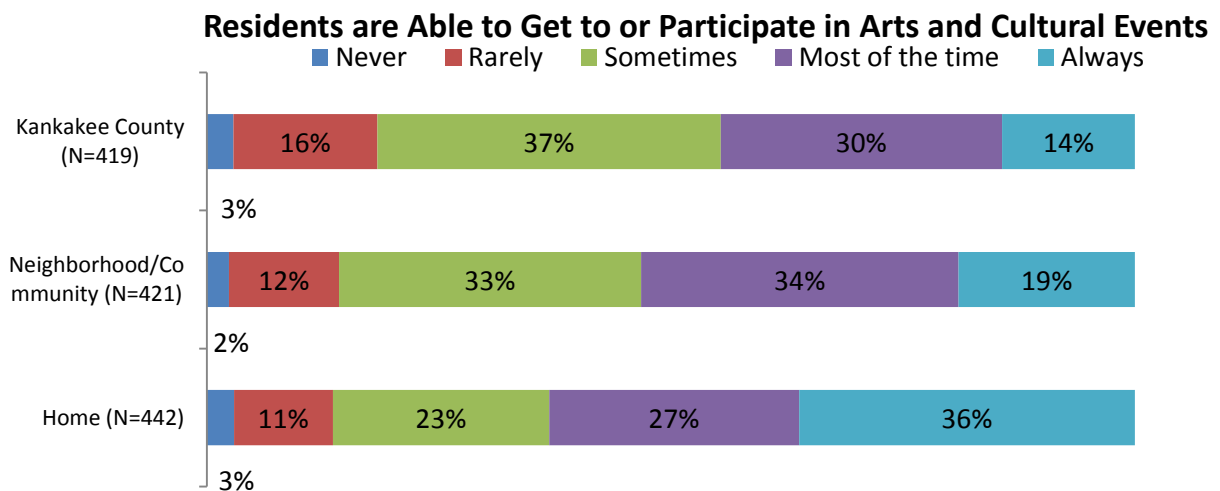
## Perceptions of Access to Resources in Kankakee County

### Access to Jobs and Healthy Economy



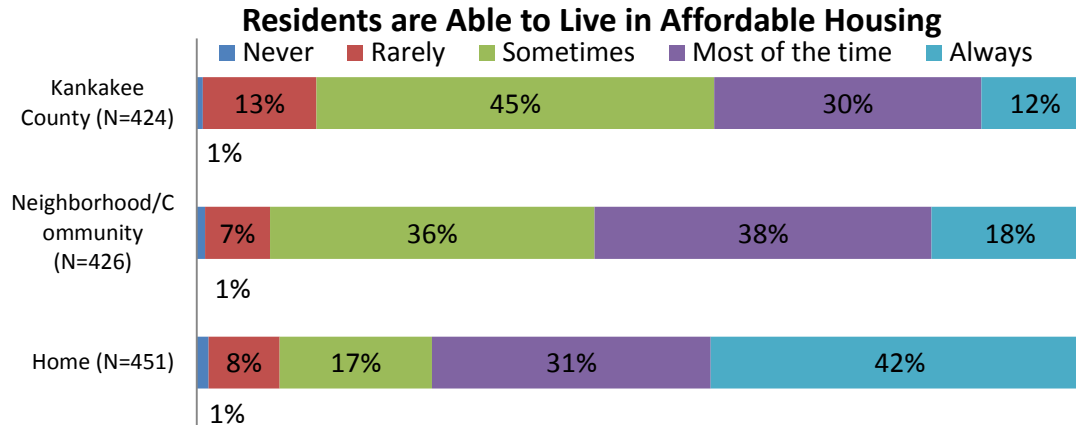
When considering the ability to find good jobs and live in a healthy economy, about one-third of survey respondents reported always having access at home. About one-third reported having access to good jobs and living in a healthy economy as most of the time and 35% reported access as sometimes, rarely, or never. In the neighborhood/community, only 18% of survey respondents reported rarely or never having access to good jobs in a healthy economy, while 42% reported access as most of the time or always. Although 30% of survey respondents reported access to good jobs and a healthy economy in Kankakee County as most of the time, or always, 44% reported it as sometimes, and 26% of survey respondents reported access as rarely or never. This social issue was ranked as top concern within the neighborhood/community and Kankakee County.

## Access to Arts and Cultural Events



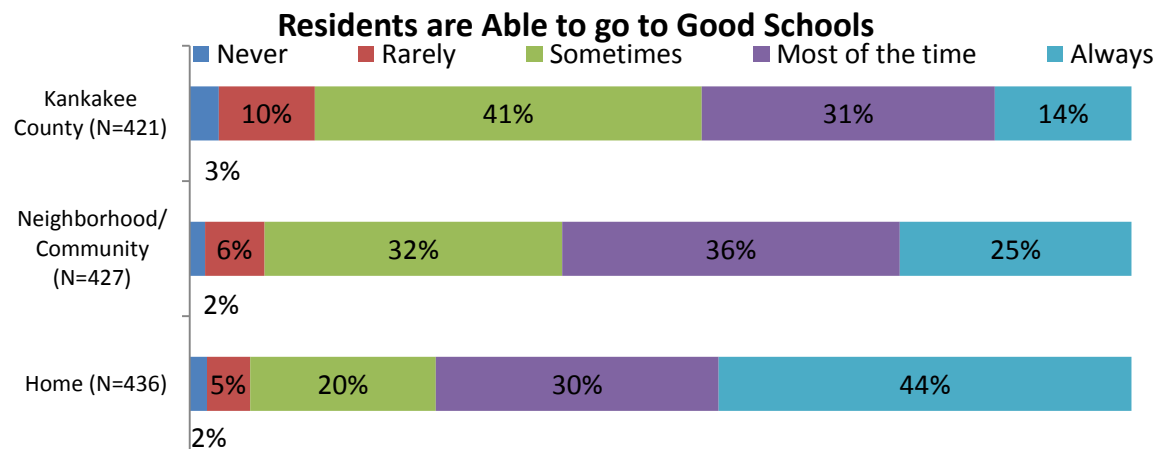
The ability to get to or participate in arts and cultural events was ranked as one of the top social concerns. The majority of survey respondents rated access at home as most of the time or always (63%), yet 14% rated it as rarely or never. In regards to access to arts and cultural events in the neighborhood/community, about half of the survey respondents reported it as always or most of the time (53%), one-third reported it as sometimes (33%), and the others reported it as rarely or never (14%). For access to arts and cultural events in Kankakee County, less than half of the survey participants responded always or most of the time (44%). 37% of survey participants responded sometimes and 19% responded rarely or never for access to arts and cultural events.

## Access to Affordable Housing



As one of the top concerns within the home and community/neighborhood, 26% of survey respondents reported access to living in affordable housing at home as sometimes, rarely, or never. 73% of survey respondents reported access to affordable housing at home as most of the time or always. 92% and 87% of survey respondents reported access to affordable housing as sometimes, most of the time, or always in the neighborhood/community and in Kankakee, respectively. 8% of survey respondents reported the ability to live in affordable housing in the neighborhood or community as rarely or never. 14% of survey respondents rated affordable housing access in Kankakee County as rarely or never.

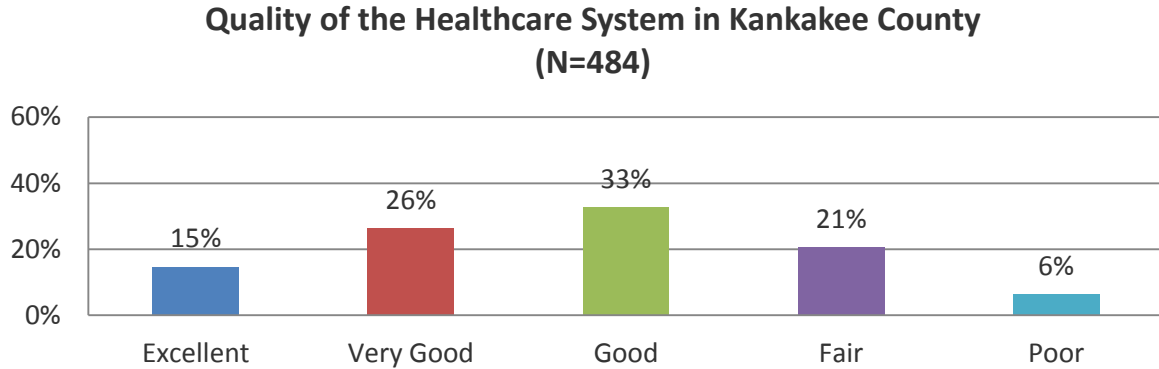
## Access to Good Schools



In regards to the ability to go to good schools, over 90% of the survey respondents reported sometimes, most of the time, or always for at home in the neighborhood/community. 7% and 8% of survey respondents reported access to good schools as rarely or never in home and in the neighborhood,

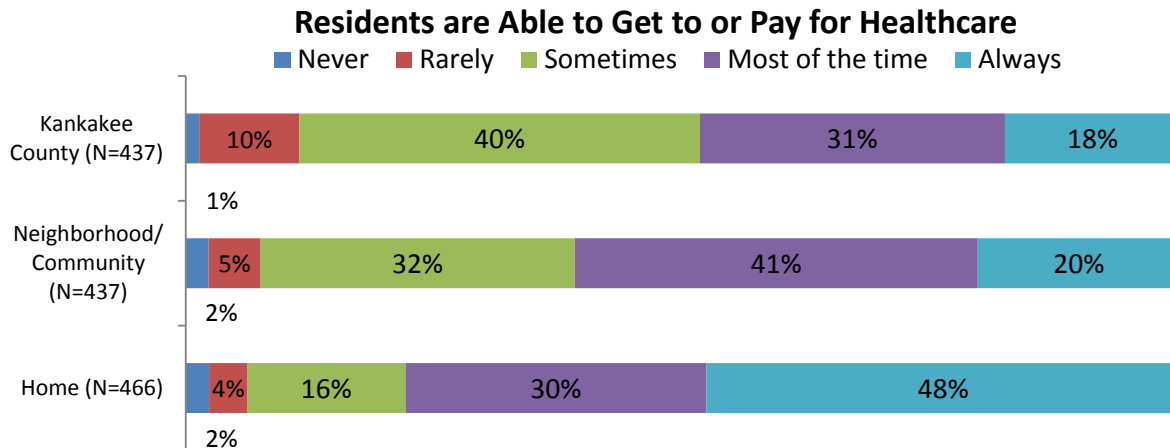
respectively. 86% of survey respondents rated access to good schools in Kankakee County as sometimes, most of the time, or always. 13% of survey respondents rated access to good schools as rarely or never.

## Quality of the Healthcare System



When considering the quality of the healthcare system in Kankakee County, less than half of survey respondents reported the quality as very good or excellent (41%). 33% of survey respondents reported the quality of the healthcare system in Kankakee County as good, while 27% reported the quality as poor.

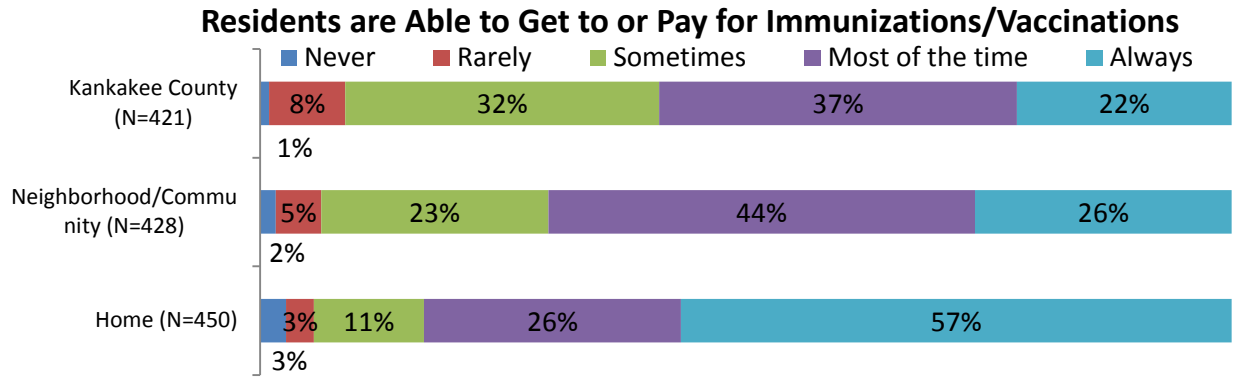
## Access to Healthcare



Access to healthcare at home was ranked amongst the top social issues. The majority of survey respondents answered most of the time or always (78%). 16% of survey respondents rated their healthcare payment access at home as sometimes and 6% rated it as never or rarely. 93% of survey respondent rated payment of healthcare access in the neighborhood/community as sometimes, most of the time, or always. 6% of survey respondents rated the ability to get or pay for healthcare in the neighborhood or community as rarely or never. Slightly less than half of survey respondents believe that they are always or most of the time able to get or pay for healthcare in Kankakee County (49%). Over half

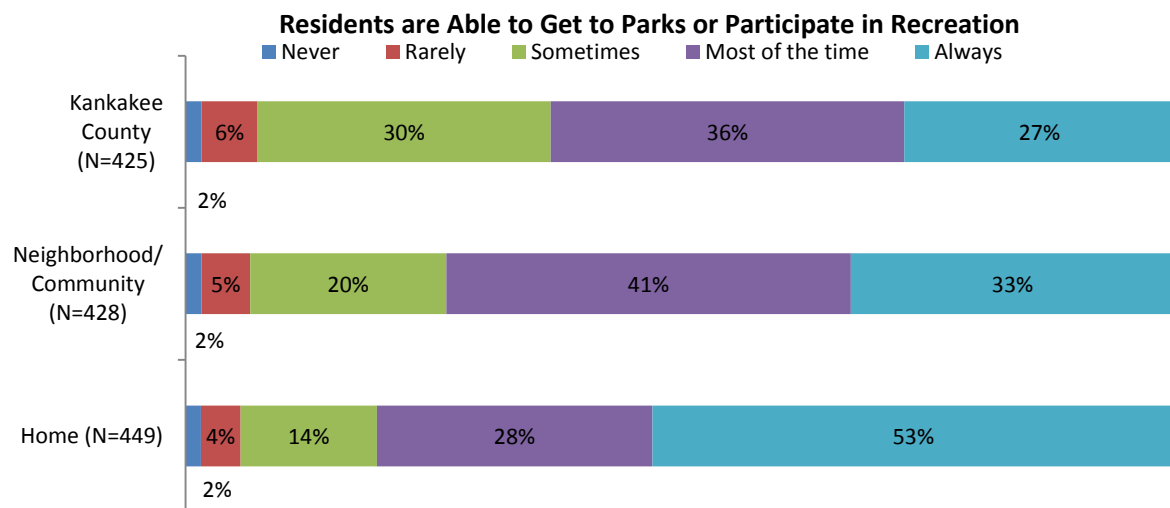
of survey respondents reported that they are sometimes, rarely, or never able to get or pay for healthcare in Kankakee County.

## Access to Immunizations/Vaccines



When considering the ability to get or pay for immunizations/vaccinations, 83% of survey respondents rated their home access as most of the time, or always. 11% of survey respondents rated their home access to immunizations/vaccinations as sometimes, while 6% rated it as rarely or never. 93% of survey respondents believe that they can sometimes, most of the time, or always acquire immunizations/vaccinations in the neighborhood/community. 7% of survey respondents reported immunization/vaccination access in the neighborhood/community as rarely or never. Similarly, 91% of survey respondents reported the ability to get or pay for immunizations/vaccinations in Kankakee County as sometimes, most of the time, or always, while 9% reported it as rarely or never.

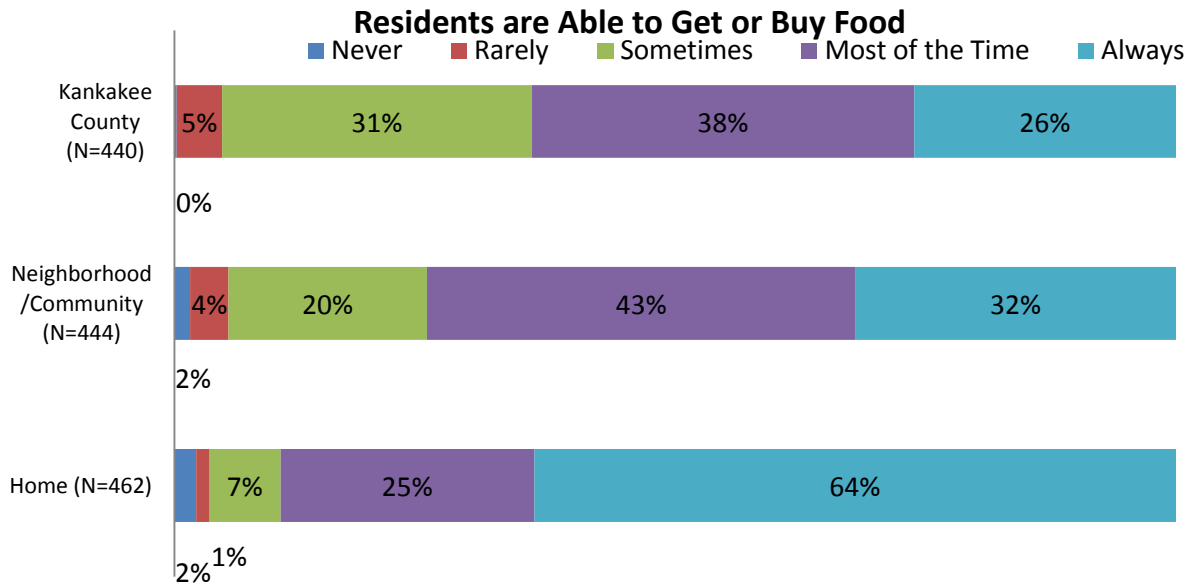
## Access to Parks and Recreation





In terms of the ability to get to parks or participate in recreation, over half of the survey respondents reported always for home access (53%). 42% of survey respondents reported that they most of the time or sometimes have access to parks or recreation at home, while 6% reported rarely or never. For access to parks and recreation in the neighborhood/community, 94% of survey respondents reported sometimes, most of the time, or always and 7% reported rarely or never. Similarly, for the ability to get to parks or participate in recreation in Kankakee County, 93% of survey respondents reported sometimes, most of the time, or always and 8% reported rarely or never.

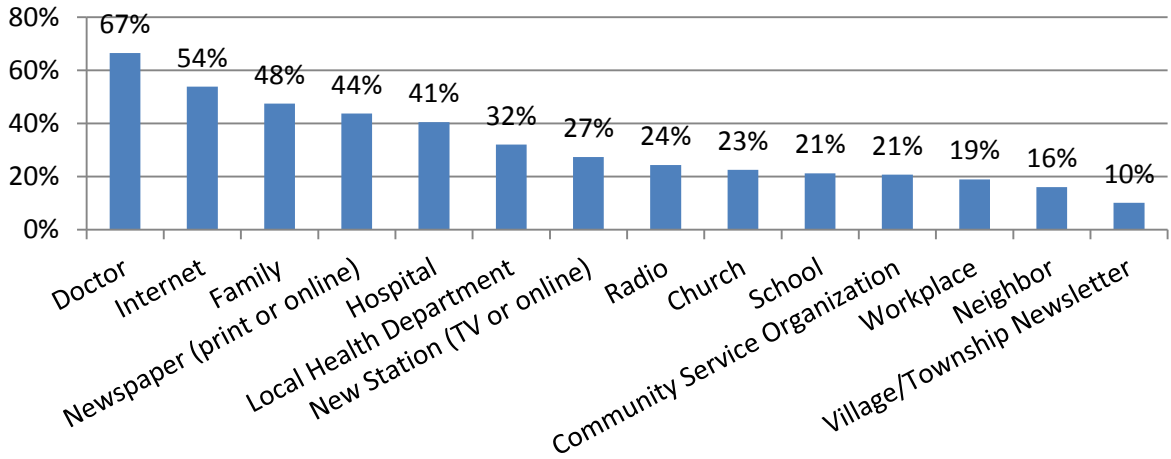
## Access to Food



When considering residents ability to get or buy food in the home, over half of survey respondents rated always or most of the time for access to food within their home (89%), neighborhood/community (75%), and Kankakee County (64%). 11% of survey respondents rated food access in the home as sometimes, rarely, or never. 26% of survey respondents rated food access in the neighborhood/community as sometimes, rarely or never. 31% of survey respondents rated the ability to get or buy food in Kankakee County as sometimes. 5% rated food access in Kankakee County as rarely or never.

## Sources for Health Related Information

**Source of Information About Health Related Issues/Resources in  
Kankakee County  
(N=442)**

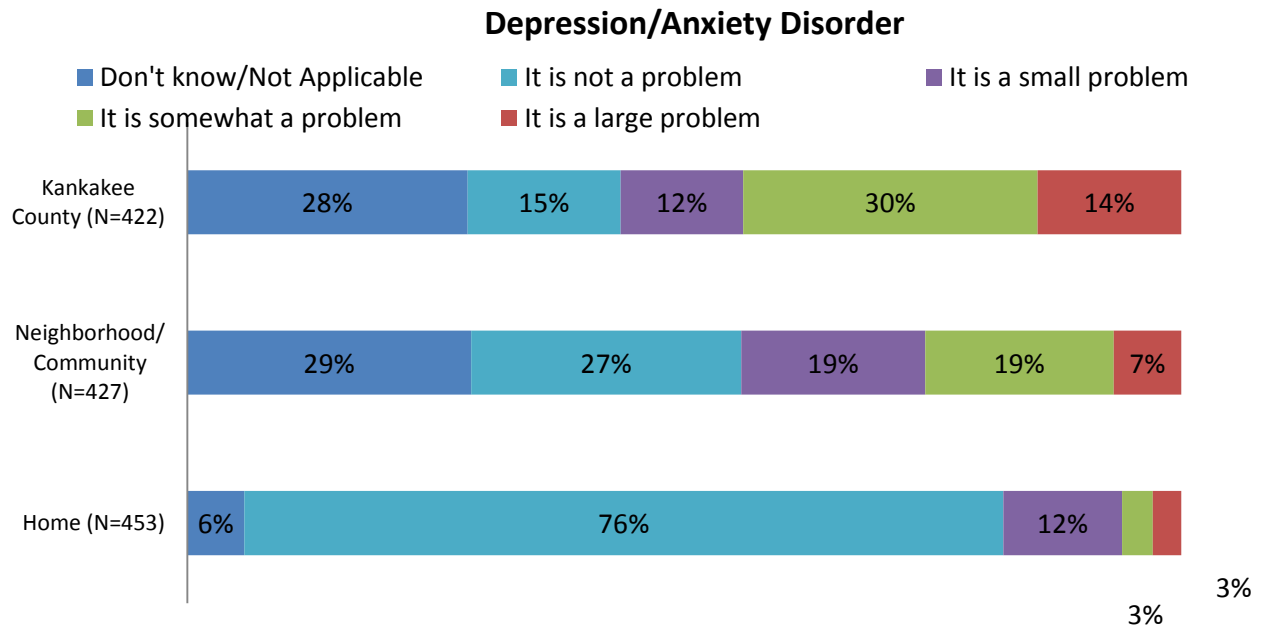


When prompted to choose which sources of information survey respondents utilize to obtain information about health related issues/resources in Kankakee County, 67% listed the doctor. 54% of survey respondents listed the Internet, 48% listed family, 44% listed the newspaper, 41% listed the hospital, and 32% listed the local health department as a resource for information. On average, 23% of survey respondents listed the church, community service, new station, radio, or school as a resource for information. 19% of survey respondents use the workplace as a source for health information, 16% use a neighbor, and 10% use the village/township newsletter.

## Perceptions of Health Problems in Kankakee County

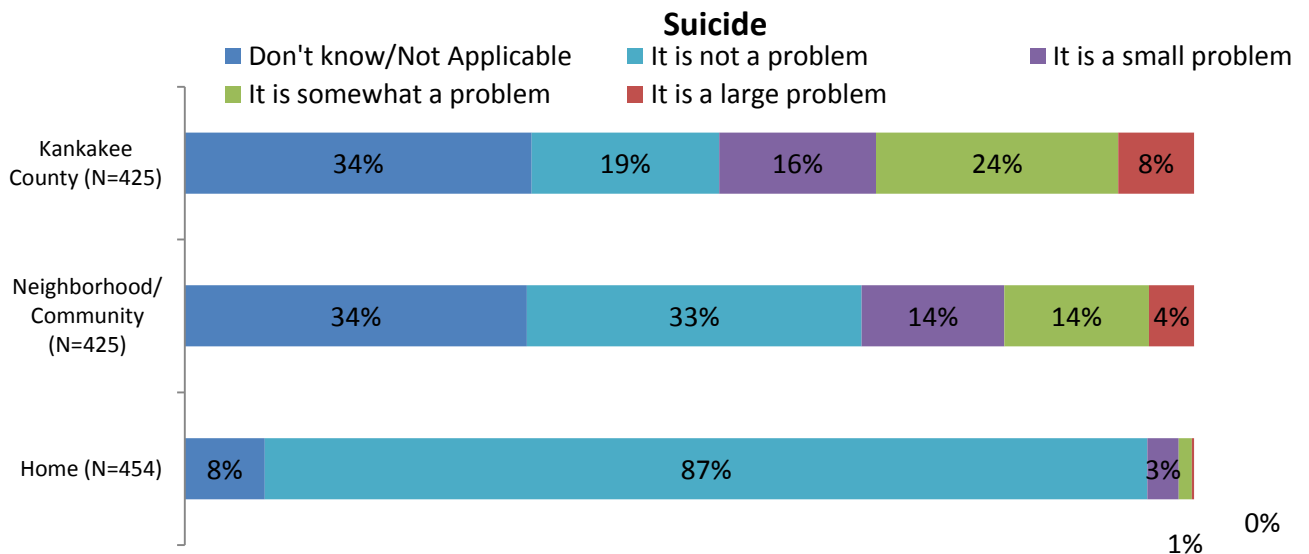
The Partnership chose to include the following set of mental health issues in the survey: dementia/Alzheimer’s Disease, suicide, depression/anxiety disorder, and other mental health issues. These mental health issues were chosen in order to gather focused perceptions from community residents.

### Depression/Anxiety Disorder



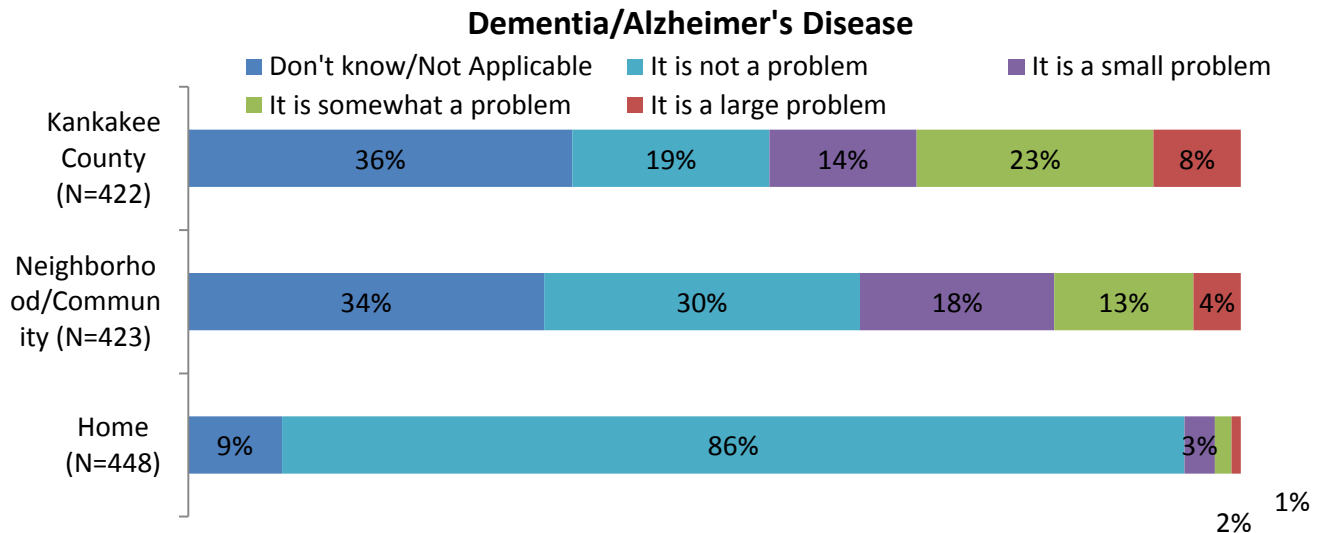
As a top health concern at home, 6% of survey respondents identified depression/Anxiety Disorder as somewhat or large problem. 88% of survey respondents reported it as a small problem or not a problem at home, while 6% were unsure. 46% of survey respondents rated the issue of depression/Anxiety Disorder as small or not a problem in the neighborhood/community. 26% of survey respondents rated the issue as somewhat or large in the neighborhood/community, while 29% were unsure. For depression/Anxiety Disorder as a problem in Kankakee County, 27% of survey respondents reported it as small or not a problem, 44% reported it as somewhat or large, and 28% were unsure.

## Suicide



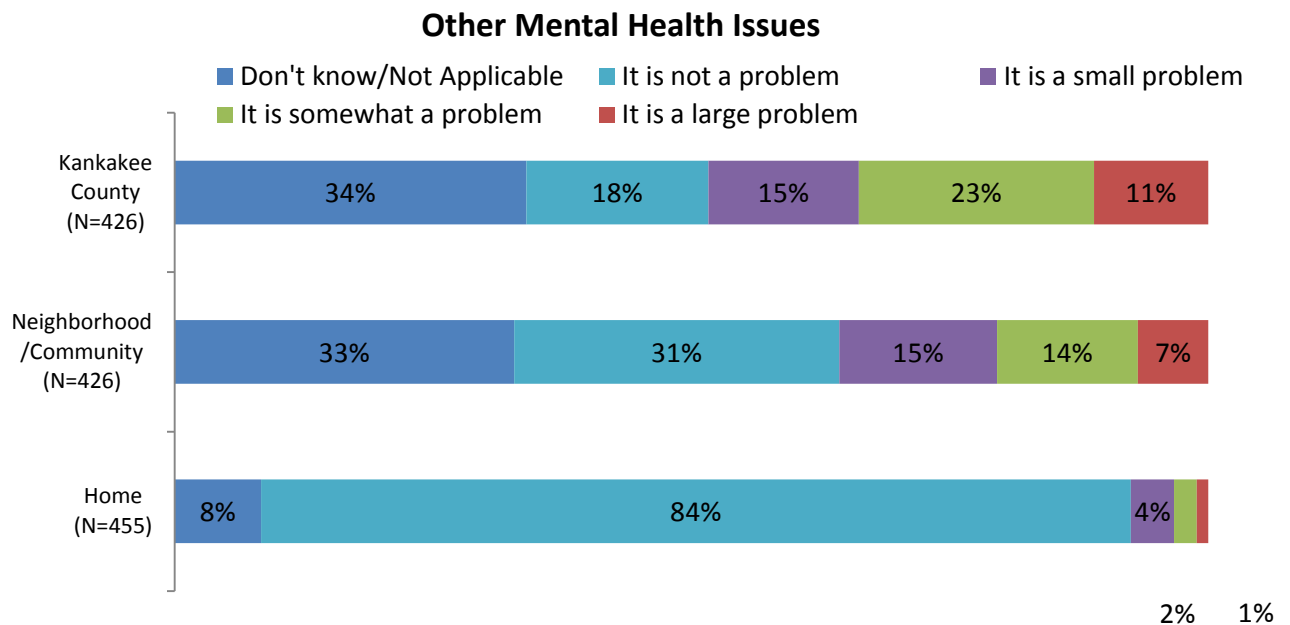
When asked about the issue of suicide at home, 87% of survey respondents reported it as not a problem, 4% reported it as small or somewhat of a problem, and 8% were unsure. In regards to suicide as a problem in the neighborhood/community, almost half of survey respondents reported it as small or not a problem (47%), 18% reported is as somewhat or large, and 34% were unsure. For suicide as a problem in Kankakee County, about a third of survey respondents rated it as small or not a problem (35%), about a third rated it a somewhat or large (32%), and about a third were unsure (34%).

## Dementia/Alzheimer's Disease



When considering dementia/Alzheimer’s Disease as a problem, 89% of survey respondents rated it as small or not a problem at home. 3% of survey respondents reported the issue of dementia/Alzheimer’s Diseases as somewhat or large problem, while 9% were unsure. Within the neighborhood/community, dementia/Alzheimer’s Disease was perceived as small or not a problem by 48% of survey respondents, while 17% rated it as somewhat or large, and 34% were unsure. A third of survey respondents rated the problem of dementia/Alzheimer’s Disease in Kankakee County as small or not a problem (33%). About a third of survey respondents rated the problem of dementia/Alzheimer’s Disease in Kankakee County as somewhat or large (31%), while slightly over a third were unsure (36%).

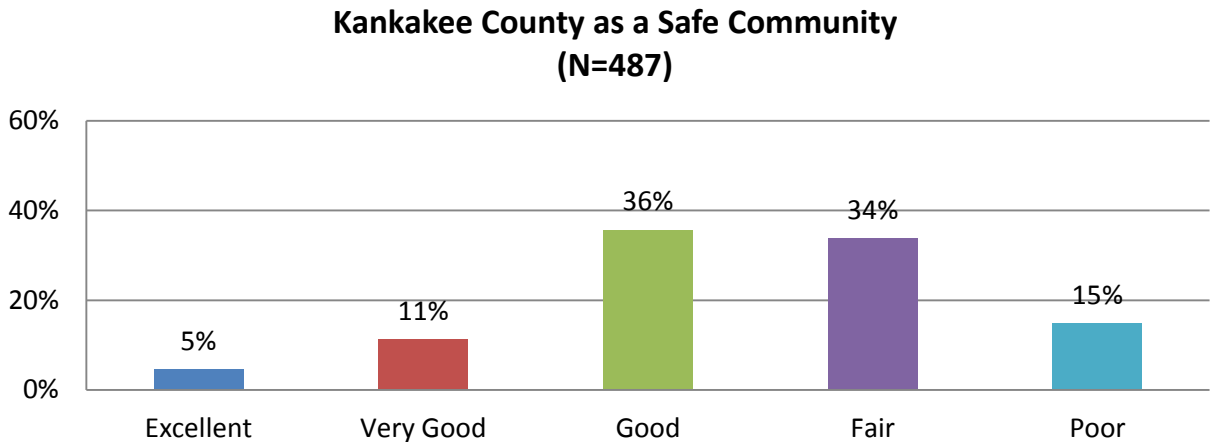
## Other Mental Health Issues



When considering other mental health issues at home, such as Schizophrenia or Bipolar Disease, 88% of survey respondents perceive them as small or not a problem. 3% of survey respondents believe that other mental health issues is somewhat or a large problem at home, while 8% didn’t know. For other mental health issues as a problem in the neighborhood/community, 46% of survey respondents rated it as small or not a problem, 21% rated it as somewhat or large, and 33% were unsure. Within Kankakee County, 33% of survey respondents reported other mental health issues as small or not a problem, 34% reported it as somewhat or large, and 34% were unsure.

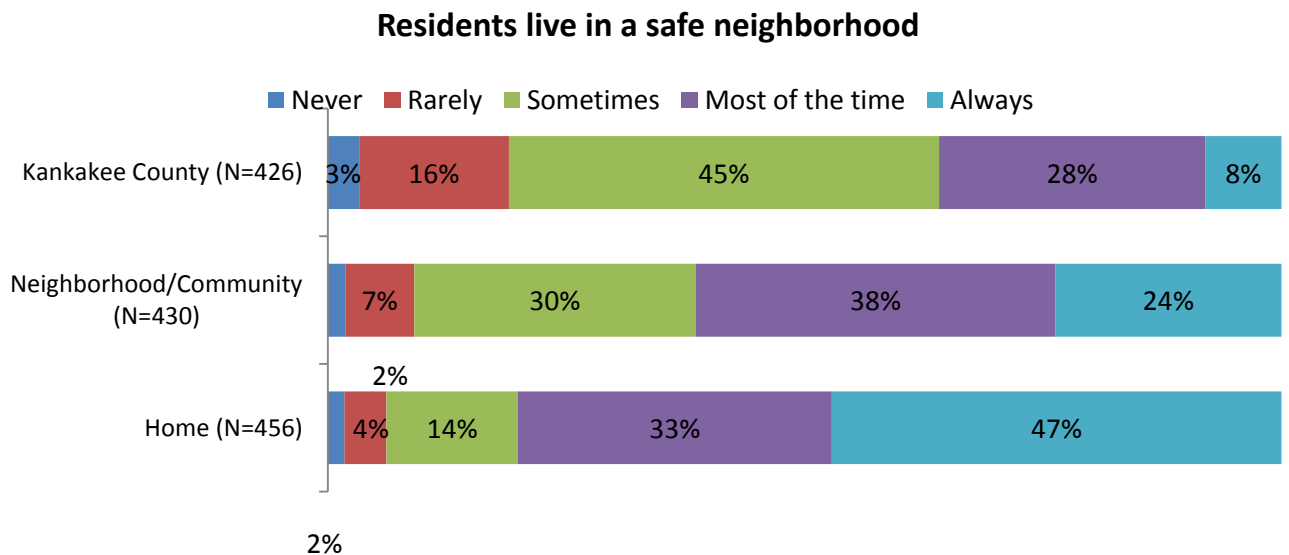
## Perceptions of Safety and Violence

### Kankakee County as a Safe Community



When considering Kankakee County as a safe community, only 16% of survey respondents rated community safety as very good or excellent. 36% perceive community safety as good, 34% rated it as fair, and 15% rated community safety as poor.

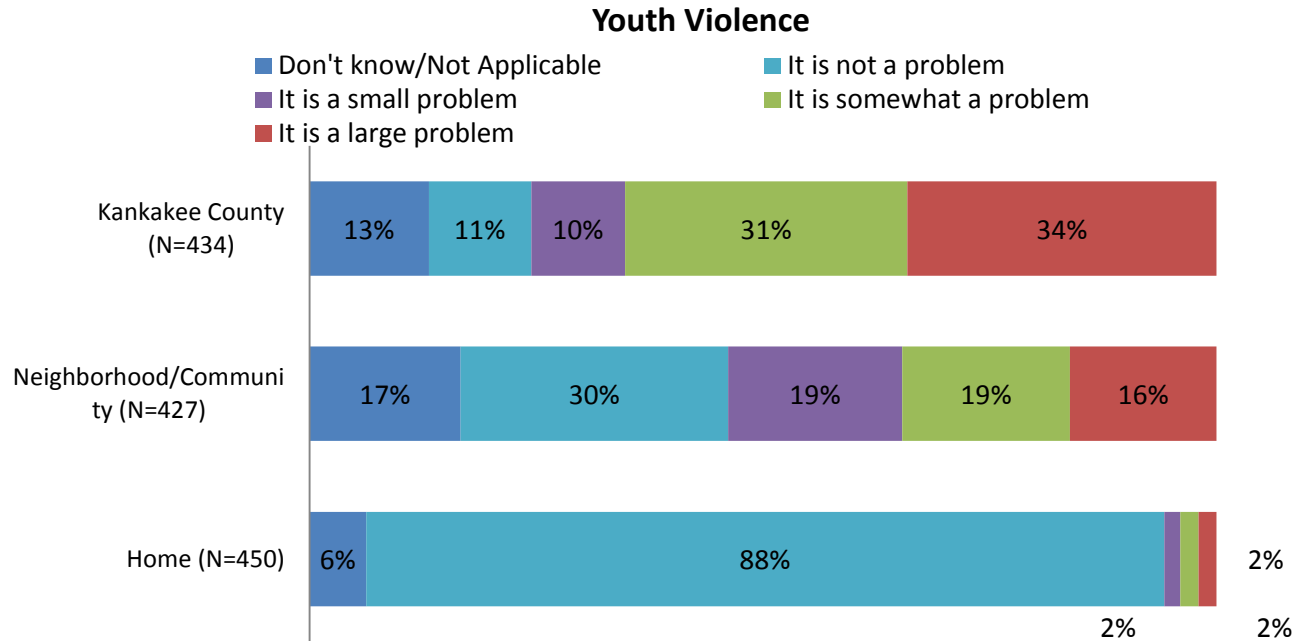
### Neighborhood Safety



As a reoccurring theme raised in comments, perceptions of living in a safe neighborhood revealed that less than half of the survey respondents reported safety at home as always (47%). 47% of survey

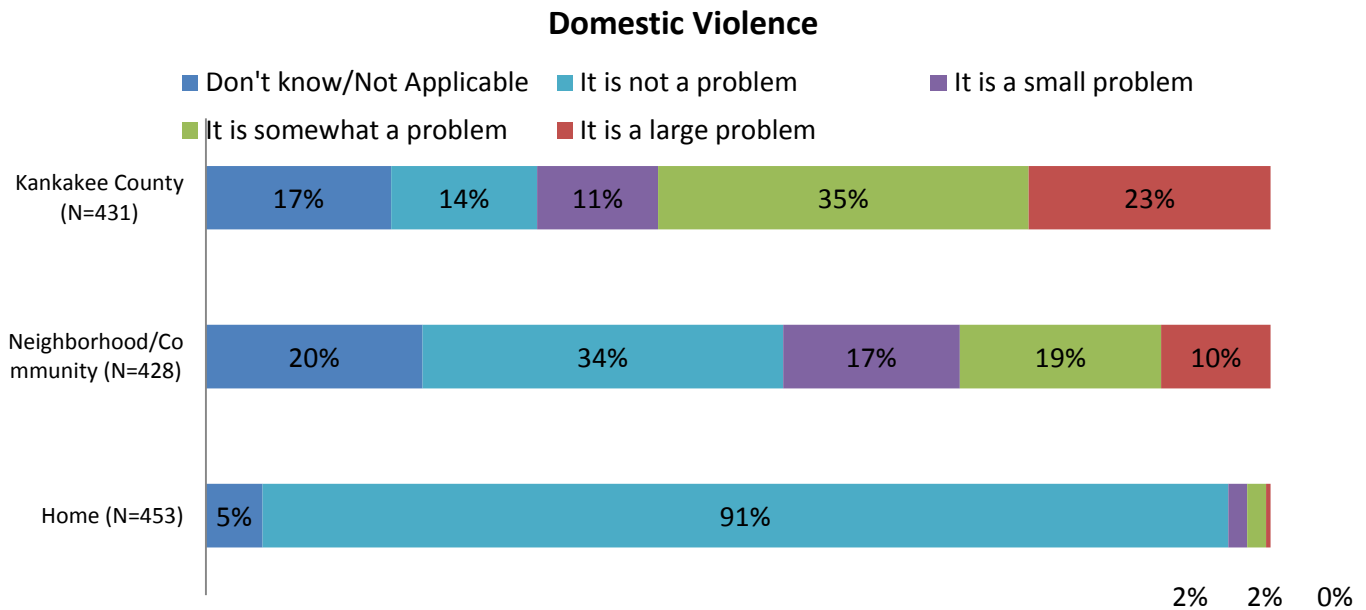
respondents reported safety at home most of the time or sometimes, while 6% reported it as rarely or never. For living in a safe neighborhood/community, 92% of survey respondents rated it as sometimes, most of the time, or always, while 9% rated it as rarely or never. 36% of survey respondents reported safe living in Kankakee County as most of the time or always, while 45% reported it as sometimes. 19% of survey respondents rated safe living in Kankakee County rarely or never.

## Youth Violence



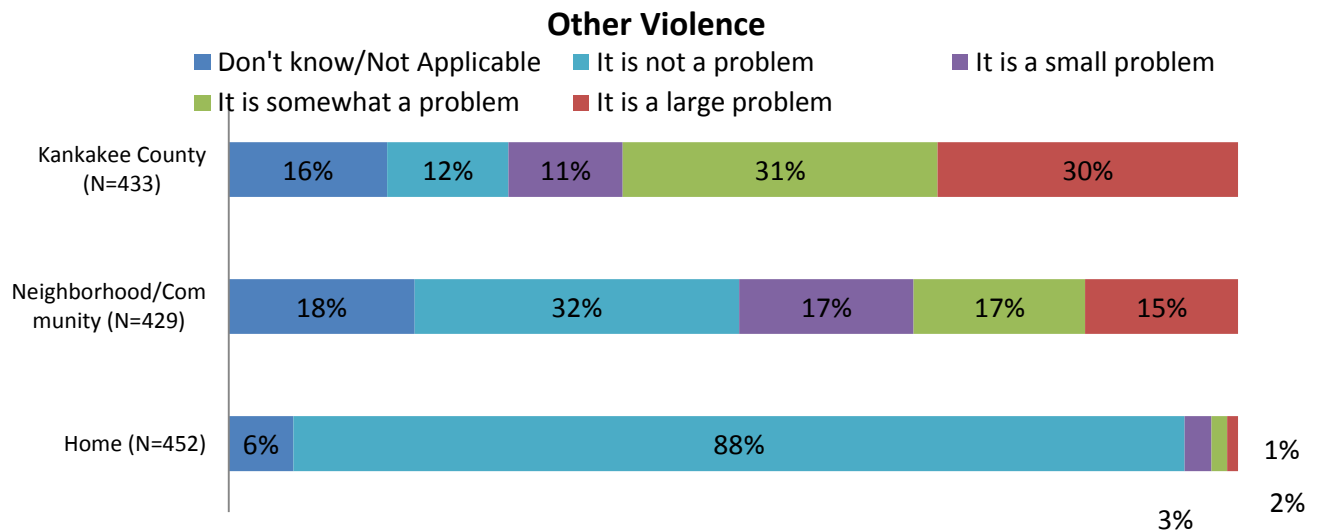
When considering youth violence, 88% of survey respondents reported the problem at home as small or not a problem. 6% of survey respondents identified the problem of youth violence at home as small, somewhat, or large, while 6% were unsure. For youth violence as a problem in the neighborhood/community, almost half of survey respondents reported it as small or not a problem (49%), while 35% reported it as somewhat or large, and 17% were unsure. For youth violence as an issue in Kankakee County, only 21% of survey respondents reported it as a small or not a problem, yet the majority (65%) reported it as somewhat or large, and 13% did not know.

## Domestic Violence



When questioned about domestic violence, 91% of survey respondents reported the problem at home as not a problem, 4% reported it as small or somewhat a problem, and 5% were unsure. Slightly over half of survey respondents reported domestic violence in the neighborhood/community as small or not a problem (51%). 29% of survey respondents reported domestic violence in the neighborhood/community as somewhat or large, and 20% were unsure. In terms of domestic violence as a problem in Kankakee County, 25% of survey respondents rated it as small or not a problem, 58% reported it as somewhat or large, and 17% were unsure.

## Other Violence

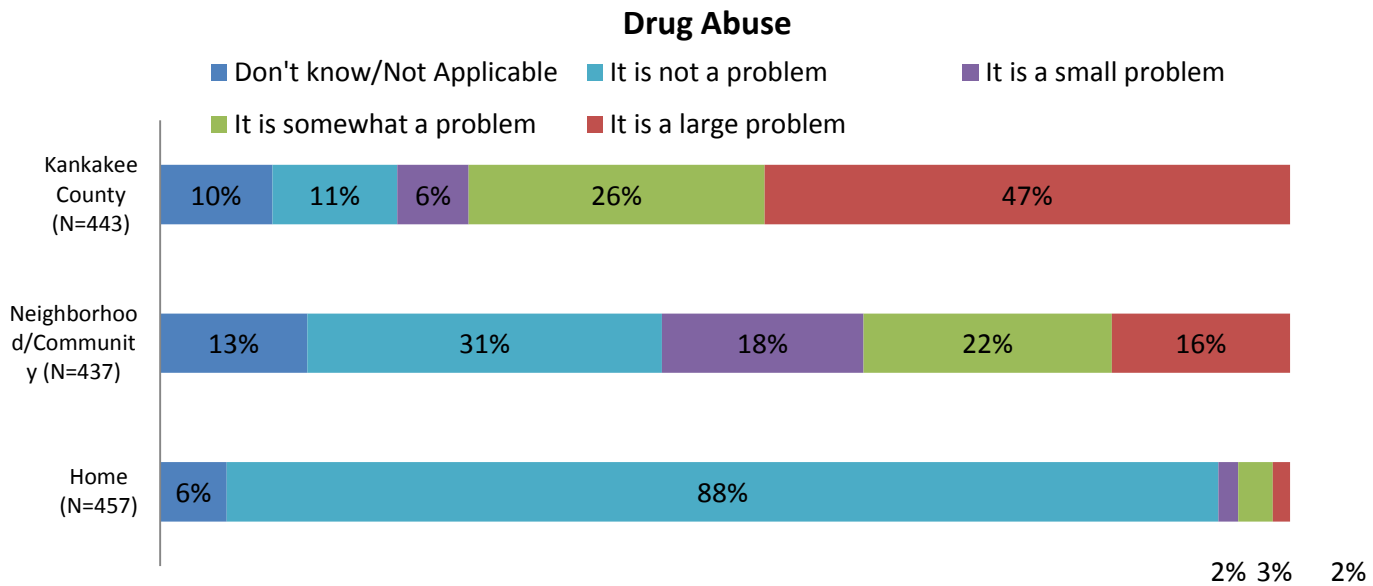




When thinking about other forms of violence, such as homicide or assault, 88% of survey respondents reported the problem at home as not a problem. 6% of survey respondents reported the problem of other violence home as small, somewhat, or large, while 6% were unsure. For other violence as a problem in the neighborhood/community, 49% rated it as small or not a problem, 32% rated it as somewhat or large, and 18% were unsure. In regards to other forms of violence as a problem in Kankakee County, 23% of survey respondents reported it as small or not a problem, yet over half of survey respondents reported it as somewhat or large (61%) with 16% unsure.

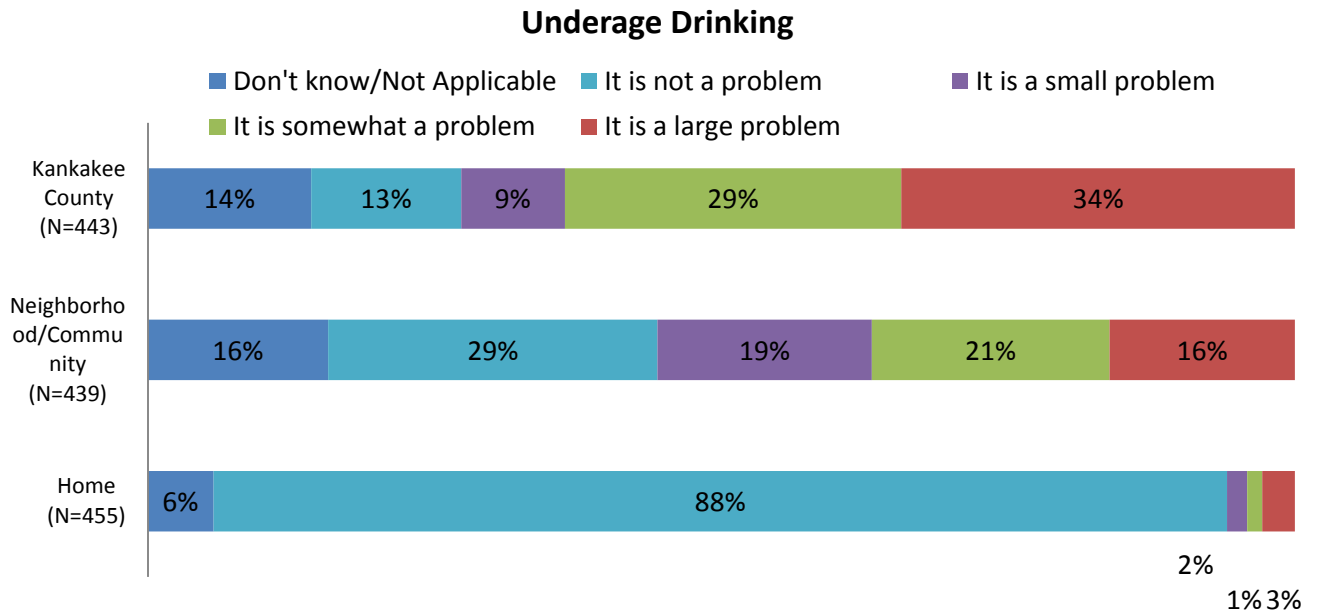
## Perceptions of Behaviors and Lifestyles

### Drug Abuse



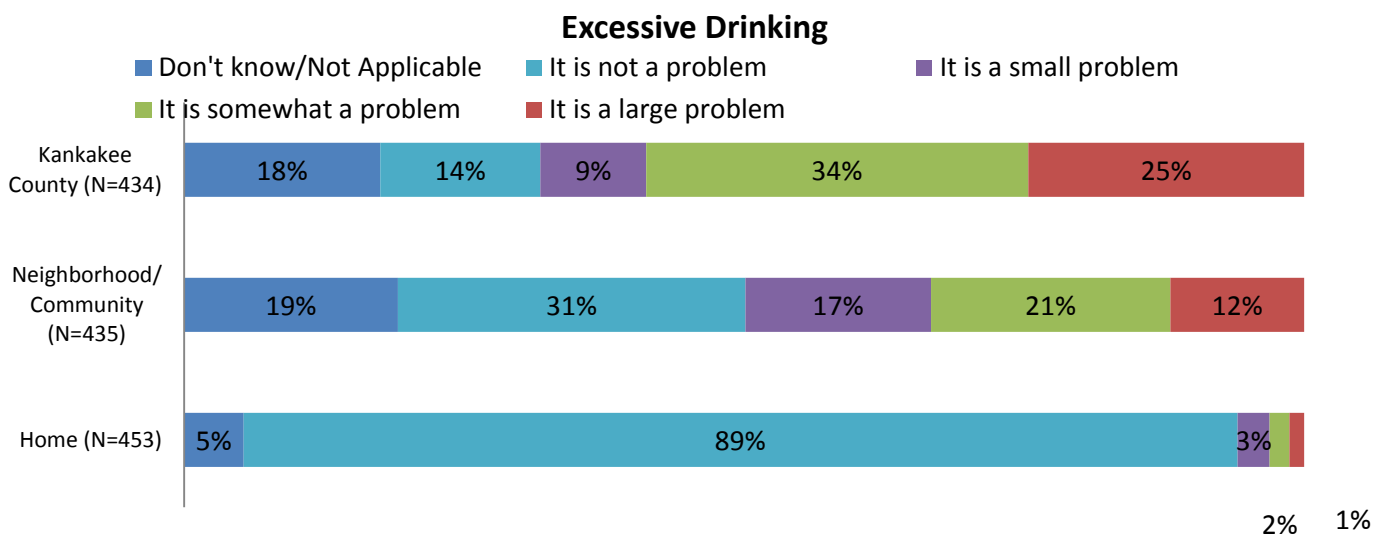
In regards to drug abuse, 90% of survey respondents reported the problem as small or not a problem at home. 5% of survey respondents reported the issue of drug abuse at home as somewhat or large, while 6% were unsure. Alternatively, drug abuse in the neighborhood/community was perceived as a top issue at the neighborhood and county level. 49% of survey respondents reported it as small or not a problem, 38% reported it as somewhat or large, and 13% were unsure. 73% of the survey respondents reported the problem of drug abuse in Kankakee County as somewhat or large. Only 17% of survey respondents rated the issue of drug abuse in Kankakee County as small or not a problem, while 10% were unsure.

## Underage Drinking



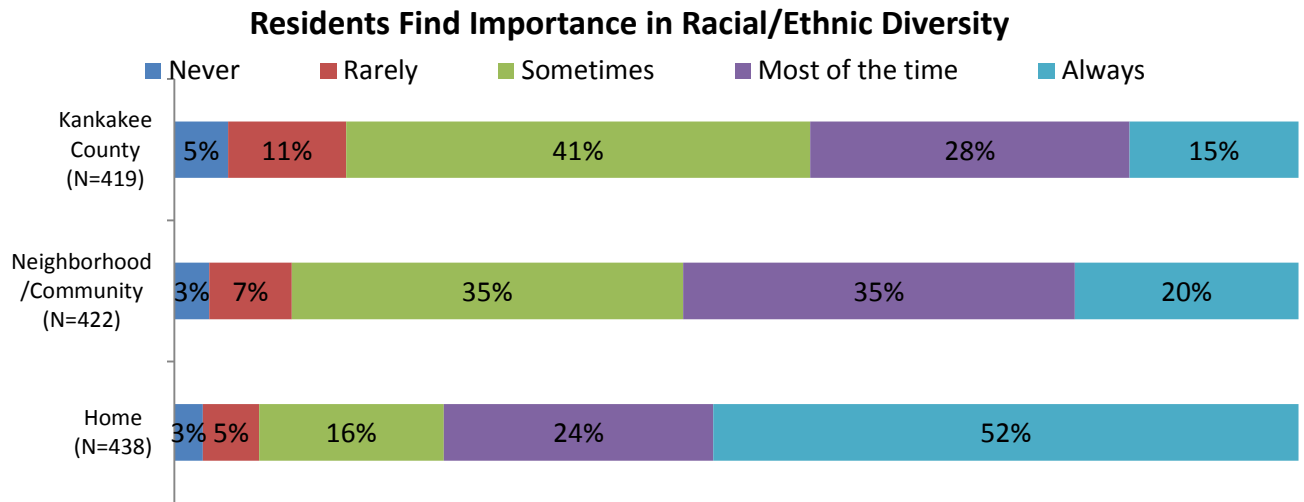
When questioned about underage drinking, 90% of survey respondents rated the issue as small or not a problem at home. 4% of survey respondents rated the issue of underage drinking at home as somewhat or large, while 6% were unsure. As a top health concern, 48% of survey respondents reported underage drinking in the neighborhood/community as small or not a problem, 37% reported it as somewhat or large problem, and 16% were unsure. Only 22% of survey respondents reported the problem of underage drinking in Kankakee County as small or not a problem. 63% of survey respondents reported the problem of underage drinking in Kankakee County as somewhat or large, while 14% were unsure.

## Excessive Drinking



In terms of excessive drinking, 92% of survey respondents reported the issue at home as small or not a problem. 3% of survey respondents reported the problem of excessive drinking as somewhat or large, while 5% did not know. As another top health issue, 48% of survey respondents rated excessive drinking in the neighborhood/community as small or not a problem, 33% rated it as somewhat or large, and 19% were unsure. In regards to excessive drinking in Kankakee County, less than a third of survey respondents reported it as small or not a problem (23%), over half reported it as somewhat or large (59%), and 18% did not know.

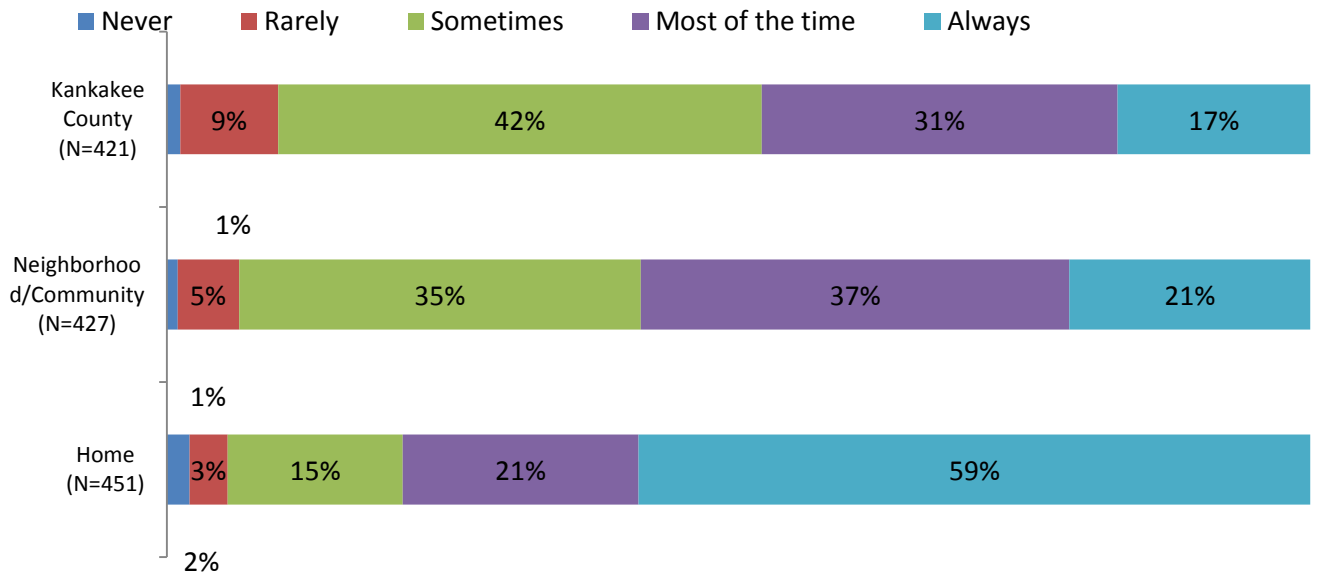
## Importance of Racial and Ethnic Diversity



As one of the top social issues questioned about in the survey, 76% of survey respondents rated the importance of racial and ethnic diversity at home as most of the time or always. 24% of survey respondents rated the importance of racial and ethnic diversity at home as sometimes, rarely, or never. For the importance of racial and ethnic diversity in the neighborhood/community, 90% of survey respondents reported it as sometimes, most of the time, or always, while 10% reported it as rarely or never. 43% of survey respondents reported racial and ethnic diversity in Kankakee County as being most of the time or always important, while 41% reported it as sometimes important. 16% of survey respondents reported racial or ethnic diversity in Kankakee County as being rarely or never important.

## Importance of Religious or Spiritual Values

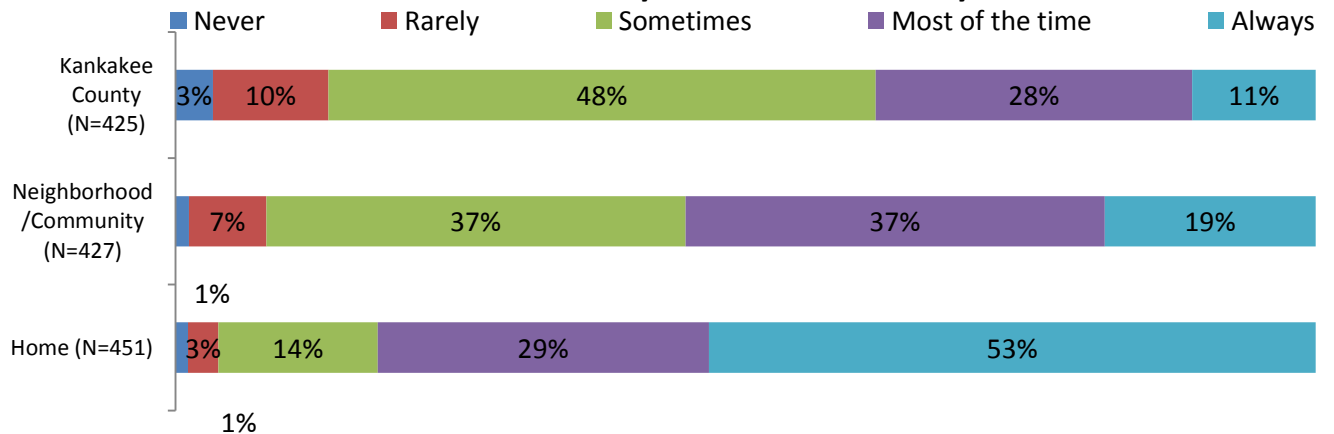
### Residents Find Importance in Religious or Spiritual Values



In terms of the importance of religious or spiritual values, the majority of survey respondents rated sometimes, most of the time, or always important at home (95%), in their neighborhood/community (93%), and in Kankakee County (90%). Few survey respondents identified religious or spiritual values and rarely or never being important in their home (5%), neighborhood/community (6%), or Kankakee County (10%).

## Healthy Behaviors and Lifestyles

### Residents Practice Healthy Behaviors and Lifestyles

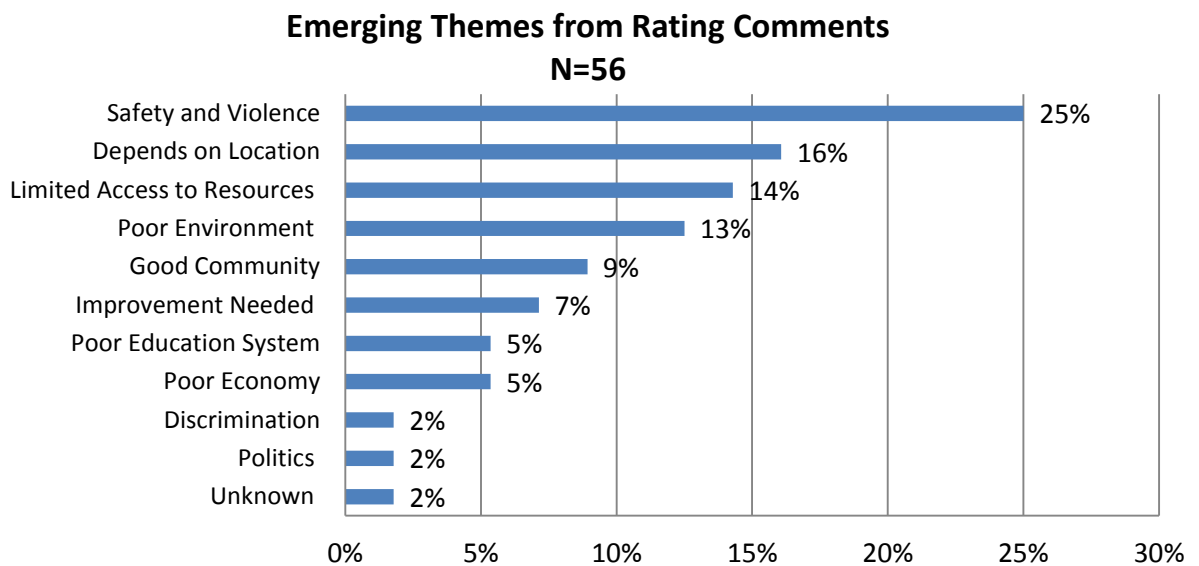


When considering the practice of healthy behaviors and lifestyles, 96% of survey respondents rated them

at home as sometimes, most of the time, or always. 4% of survey respondents rated the practice of healthy behaviors and lifestyles at home as rarely or never. For practicing healthy behaviors and lifestyles in the neighborhood/community, 93% of survey respondents reported sometimes, most of the time, or always, while 8% reported rarely or never. As a top social concern within Kankakee County, 39% of survey respondents rated the practice of health behaviors and lifestyles in Kankakee County as most of the time, or always. 48% of survey respondents reported this practice sometimes and 13% reported it as rarely or never in Kankakee County.

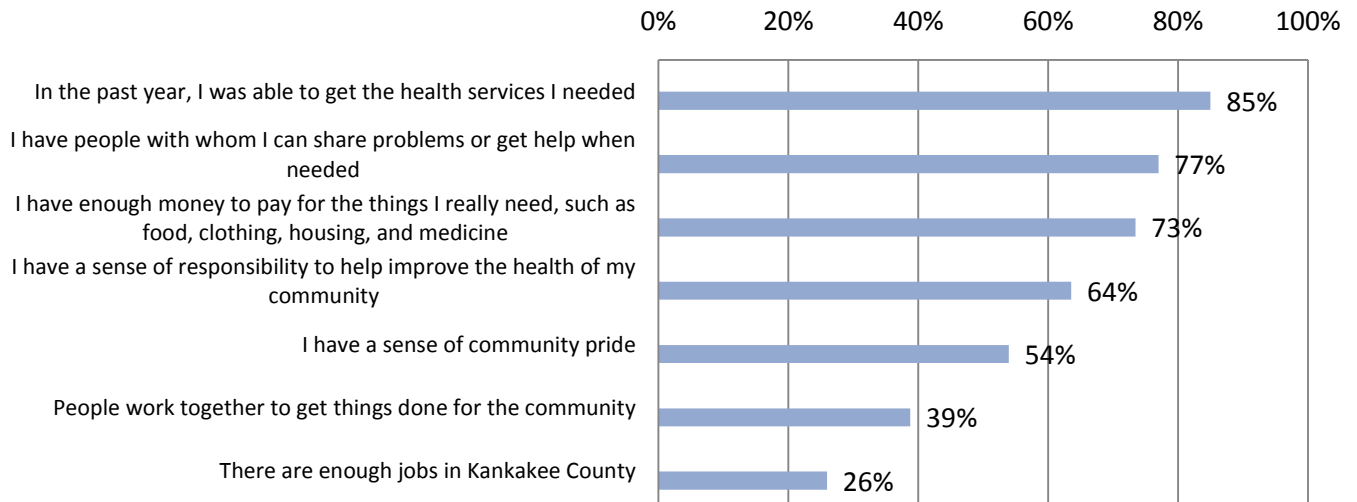
## Overall Perceptions of Kankakee County

### Emerging Themes



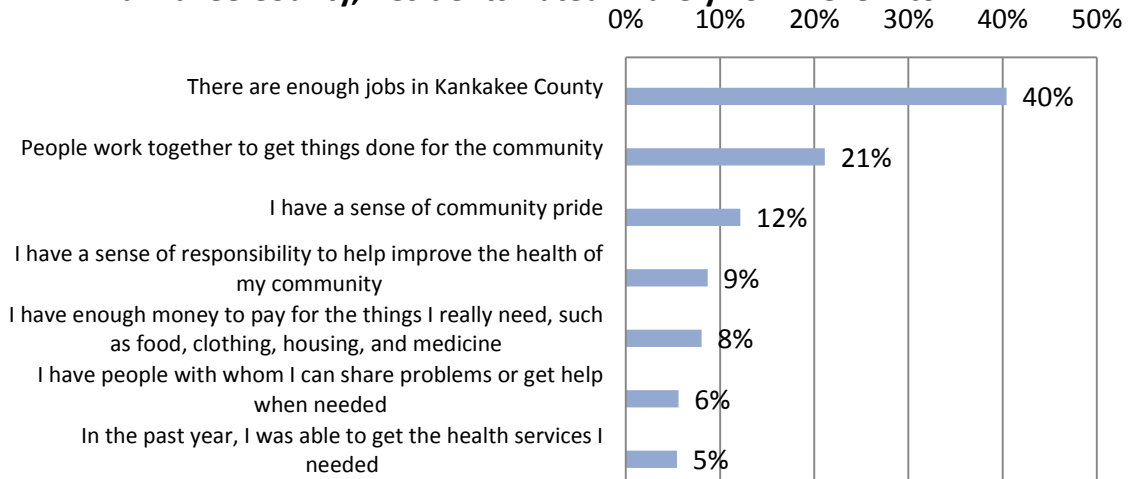
When prompted to comment on the responses to the survey questions, 25% of survey respondents indicated safety and violence as a greatest concern. Some of the comments were “I don’t feel safe”, “Too much crime”, “Kankakee was considered a safe place until gangs came here”, and “Too much shooting”. 16% of survey respondents described that the social and health issues presented depended on specific locations. Many survey respondents were also concerned about the limited access to resources, such as activities for children and seniors, and the poor environment, such as bad air and water quality. Other emerging themes were that Kankakee County was a good community, needs improvement, and has a poor education system, poor economy, discrimination, and political issues.

**In Kankakee County, Residents Rated "Always" or "Most of the Time" to...**



In Kankakee County, 85% of survey respondents ranked always or most of the time to accessing health services. 77% of survey respondents reported always or most of the time for having social support, 73% for having enough money for necessities, and 64% for having a sense of responsibility to improve the health of their community. 54% of survey respondents reported having a sense of community pride always or most of the time, while 39% reported always or most of the time for people working together to get things done for the community. 26% of survey respondents perceived access to enough jobs in Kankakee County as always or most of the time.

### In Kankakee County, Residents Rated "Rarely" or "Never" to...



In Kankakee County, 40% of survey respondents reported access to jobs as rarely or never. In regards to people working together in the community, 21% of survey respondents reported the interaction as rarely or never. For having a sense of community pride or responsibility to improve their community health, 12% and 9% of survey respondents, respectively, reported it as rarely or never. 8% of survey respondents reported rarely or never for having enough money for necessities, 6% for social support, and 5% for access to health services.

---

## **Conclusion: Cross-Cutting Themes throughout the Community Themes and Strengths Assessment**

Kankakee County survey respondent's input via the online survey revealed a variety of prominent themes of concern within their communities. Participants reported similar perspectives on various aspects of quality of life, health, and social topics within their county. The following themes were identified as the most dominant topics/concerns amongst the survey respondents.

### **Access to Resources**

When asked to rate the access of resources within their homes, communities, and Kankakee County, the ability to find a good job and live in a healthy economy was the most pressing concern at all levels. Almost half of the participants believe that it is rare for Kankakee County to have enough jobs for its residents. Residents also expressed concerns about the limited access to community activities, such as arts and cultural events. Very few participants believe that they have a sense of community pride and community cohesion, which coincides with the perception of limited access to cultural community events. Within residents' homes and communities/neighborhoods, survey responses revealed that affordable housing was rarely or never available.

### **Importance of Racial and Ethnic Diversity**

When prompted to rate the importance of racial and ethnic diversity, the majority of participants believed that it was only sometimes, rarely, or never important within Kankakee County. With minimal access to cultural events and the majority of participants being Caucasian, exposure to racial diversity may be limited, diminishing its importance.

### **Substance Abuse**

When questioned about health issues, drug abuse ranked as one of the top concerns within the home, community/neighborhood, and in Kankakee County. Although the majority of participants rated drug abuse as not a problem within their homes, the survey revealed that drug abuse was still a top concern as compared to other mental health concerns. Over half of the survey respondents reported drug abuse as somewhat or large problem within Kankakee County. Underage drinking and excessive drinking were also dominant concerns amongst the participants within the home, community, and Kankakee County. More than half of the survey respondents perceive underage drinking and excessive drinking as somewhat or large problem in Kankakee County.

### **Safety and Violence**

The survey revealed that safety and violence was a pressing concern within Kankakee County. Although half of survey respondents perceive Kankakee County as a safe community, the majority of participants



---

perceive youth violence as somewhat or large problem within the county. The majority of participants also viewed other forms of violence, such as assault or homicide, as a major concern. When prompted to comment on survey ratings, a quarter of the participants mentioned safety and violence as primary reasons and concerns for their responses. Participants believe that crime is high in Kankakee County and public safety needs improvement.

### Other Themes

Survey respondents revealed that depression and anxiety disorder was a top health concern within their homes. Other mental health issues, such as schizophrenia and Bipolar Disease, were also top issues within the home. Furthermore, depending on the location of residency, the quality of the environment was a concern for some participants. Although the majority of participants rated the quality of the Kankakee County environment as good, very good, or excellent, there was still over a quarter of survey respondents that rated the quality of their environment as fair or poor.

In regards to overall quality of life in Kankakee County, the majority of survey respondents rated their quality of life as good, very good, or excellent. More than half of the survey respondents view Kankakee County as a place to raise children and grow old. The majority of survey respondents also expressed the quality of the healthcare system in Kankakee County as good, very good, or excellent. The majority of survey respondents also revealed that they sometimes, most of the time, or always have access to healthcare, immunizations, and vaccinations.

